



MALAWI 2022 VOLUNTARY NATIONAL REVIEW REPORT FOR SUSTAINABLE DEVELOPMENT GOALS (SDGs)



JUNE 2022

Table of Contents

ACRONYMS i
OPENING STATEMENT iv
ACKNOWLEDGEMENTS v
HIGHLIGHTS 1
1.0 INTRODUCTION 3
2.0 METHODOLOGY AND PROCESSES OF THE REVIEW 4
2.1. Coordination and Review Mechanisms 4
2.2. Data Collection and Sources 4
2.3. Major processes 5
3.0 POLICY ENVIRONMENT AND INSTITUTIONAL ARRANGEMENT 6
3.1. Ownership of the SDGs and the VNRs 6
3.2. Integration of the SDGs in National Frameworks. 7
3.3. Integration of the Economic, Social and Environmental Dimensions 8
3.4. Leaving no one behind 9
3.5. Institutional Mechanisms. 10
3.6. Systemic issues and transformative actions. 11
4.0 GENERAL PROGRESS ON SDG's 13
4.1. Progress on Goals 13
5.0 MEANS OF IMPLEMENTATION 69
5.1. General Modalities for SDG implementation 69
5.2. Financing for SDGs 69
5.3. Underlying assumptions/conditions 70
Governance 70
Private Sector Engagement 71
Public Service Delivery 71
Managing Fiscal and Economic Impact of COVID-19 Pandemic 71
5.4. Monitoring Evaluation and Review Mechanisms for SDGs 72
6.0 CONCLUSION AND GENERAL RECOMMENDATIONS 73
7.0 REFERENCES 77

LIST OF FIGURES

Figure 1	Development Planning in Malawi
Figure 2	Alignment of MIP-1 to SDGs in Malawi
Figure 3	Government Commitment in Integration of the three SDGs Dimensions
Figure 4	Poverty trend in Malawi
Figure 5	Prevalence of Stunting in Malawi
Figure 6	Trends in nutritional status of children
Figure 7	Percentage of birth attended by skilled health personnel
Figure 8	Under-five mortality rate in Malawi
Figure 9	Malaria incidence and mortality rates in Malawi
Figure 10	Primary completion rates
Figure 11	GPI in primary schools
Figure 12	Child Marriage in Malawi
Figure 13	GBVs in 2021
Figure 14	Proportion of people using improved water
Figure 15	Distance to water source
Figure 16	Proportion of population with a hand washing facility
Figure 17	Malawi's Annual growth rates since 2014
Figure 18	Unemployment levels in Malawi
Figure 19	Proportion of youth not in education, employment or training
Figure 20	Roads status in Malawi
Figure 21	Manufacturing contribution to overall GDP
Figure 22	Per capital expenditure
Figure 23	Effects of disasters, 2015 vs 2021
Figure 24	Index of coastal eutrophication
Figure 25	Average marine acidity
Figure 26	Per capita fish consumption
Figure 27	Forest loss
Figure 28	Government revenue as share of GDP
Figure 29	Domestic budget funded by domestic taxes

ANNEX

Annex 1	Action Plan.
Annex 2	MIP-1 Alignment to SDGs.
Annex 3	SDG Matrix.

ACRONYMS

ATIA	Access to Information Act
CBCC	Community Based Childcare Centers (CBCCs)
CONGOMA	Council for Non-Governmental Organisations
CSO	Civil Society Organisation
CTC	Core Technical Committees
DDP	District Development Plans
DRM	Disaster Risk Management
DRR	Disaster Risk Reduction
ECD	Early Childhood Development
ECOSOC	Economic and Social Council
ESCOM	Electricity Supply Corporation of Malawi
FY	Fiscal Year
GDP	Gross Domestic Product
GPI	Gender Parity Index
GWAN	Government Wide Area Network
HLPF	High-Level Political Forum
HN-MIS	Harmonized Management Information System
HP	Harmful Practices
HSA	Health Surveillance Assistant
IIAG	Ibrahim Index of African Governance
INFF	Integrated National Financing Framework
IRDS	Integrated Rural Development Strategy
IRI	Interactive Radio Instruction
IRP	Integrated Resource Plan
KMC	Kangaroo Mother Care
M&E	Monitoring and Evaluation
MAREP	Malawi Rural Electrification Programme
MDA	Ministries, Departments and Agencies
MEAP	Malawi Electricity Access Project
MEDF	Malawi Enterprise Development Fund
MGDS	Malawi Growth and Development Strategy
MICS	Multiple Indicator Cluster Survey
MIP-1	Malawi 2063 First 10-year Implementation Plan
MIS	Management Information Systems
MNCH	Maternal, Neonatal Child Health
MNSSP	Malawi National Social Support Programme
MW2063	Malawi 2063

NACS	National Anti-Corruption Strategy
NAP	National Adaptation Plan
NDC	Nationally Determined Contribution
NDPs	National Development Plans
NGO	Non-Governmental Organisation
NPC	National Planning Commission
NRB	National Registration Bureau
NSC	National Steering Committee
NSDGRS	National SDGs Reports
NSO	National Statistical Office
NYCOM	National Youth Council of Malawi
ODeL	Open Distance e-Learning
ODL	Open and Distance Learning
PDNA	Post Disaster Needs Assessment
PECGs	Pillar and Enabler Coordination Groups
PPSTP	Public and Private Sector Training Programmes
RGC	Rural Growth Centres
SCTP	Social Cash Transfer Programme
SDGs	Sustainable Development Goals
SERP	Socioeconomic Recovery Plan
SI	Spotlight Initiative
SGBV	Sexual and Gender Based Violence
SRH	Sexual and Reproductive Health
TA	Technical assistance
TEVET	Technical, Entrepreneurial, Vocational Education and Training
TEVETA	Technical, Entrepreneurial, Vocational Education and Training Authority
TWG	Thematic Working Groups
UN	United Nations
UNDESA	United Nations Department of Economic and Social Affairs
UNECA	United Nations Economic Commission for Africa
VAPs	Village Action Plans
VAWGs	Violence Against Women and Girls
VDC	Village Development Committee
VFA	Village Forest Area
VMS	Vessel Monitoring System
VNR	Voluntary National Review
VNRMC	Village Natural Resources Management Committees
VSO	Voluntary Service Overseas
WHO	World Health Organisation

Malawi 2022 Voluntary National Review (VNR) Report





OPENING STATEMENT

The Government of Malawi reaffirms its commitment to the Agenda 2030 for Sustainable Development. In the MW2063 First 10-Year Implementation Plan (MIP-1), Malawi has put in place clear strategies to fast-track the implementation of the Sustainable Development Goals (SDGs) to ensure Malawi meets most of the goals by 2030. Malawi is pursuing an ‘inclusive wealth creation and self-reliance’ agenda to ensure the country achieves the middle-income status by 2030 in an inclusive way that also benefits the poorest and most marginalized. This 2022 Voluntary National Review (VNR) assesses implementation progress and achievements registered so far, and reflects on key actions needed to accelerate the implementation of the SDGs. The government emphasizes fast tracking of the implementation of various interventions for the country to graduate to the middle-income economy by 2030. Malawi has therefore enhanced raising awareness, advocacy and integration of SDGs in the development planning at all levels. For Malawi, the report provides summary progress on all the SDGs beyond the five goals isolated by the United Nations for the 2022 review.

To leverage technical and financial comparative advantages among stakeholders, effort at accelerating implementation of the SDGs is involving all stakeholders including the private sector, development partners,

non-governmental organisations (NGOs), academia and Civil Society Organisations (CSOs).

Malawi has registered commendable progress over the past 7 years of SDG implementation. Notable progress has been registered in the health, education, Gender, natural resources and climate change management and the partnership. However, the goals of ending poverty and inequalities remain a challenge. Efforts are being put forward in the decade of action to ensure that most of the SDGs are met by 2030.

The challenges in meeting some of the goals are both technical and structural. The socio-economic impact of Covid-19 pandemic has adversely affected the trajectory. In addressing this, Malawi with support of the UN, has developed a Covid-19 Socio-Economic Recovery Plan (SERP) to build the economy back. The SERP has identified interventions which Malawi is prioritising to counter the socio-economic effects of Covid-19. Financing for development has been another key challenge. To enhance SDG financing, Malawi has put in place deliberate efforts to go beyond conventional means of financing to include more private sector involvement, non-concessional loans and other financing instruments in the development space to allow for constructive SDGs- related investment in various sectors of the economy.

Honorable Sosten Alfred Gwengwe, MP
MINISTER OF FINANCE AND ECONOMIC AFFAIRS



ACKNOWLEDGEMENTS

The Malawi's second VNR process has been undertaken two years after the first VNR. The second VNR process was coordinated by the National Planning Commission (NPC) in collaboration with the Ministry of Finance and Economic Affairs, with technical and financial support from UN Agencies. The National Planning Commission would like to thank the Minister of Finance and Economic Affairs, Hon. Sosten Alfred Gwengwe for his effective leadership in the entire VNR process.

The Commission is grateful to the principal secretary for Economic Planning and Development, Dr. Winford Masanjala for his technical and policy advice through-out the review policy, and his technical team who supported the process comprising Mrs. Sophie Kang'oma, Mrs. Victoria Geresomo, Mrs. Esmie Jere, Mrs. Elizabeth Naluso Banda and Mr. Innocent Zulu; NPC staff comprising Dr. Joseph Nagoli, Dr Grace Kumchulesi, Mr. Chrighton Chimombo, Mr. Austin Chingwengwe, Mr. Mtamandeni Liabunya, Dr. Andrew Jamali, Mr. Siphon Billiat, Ms. Joy Karim Masache, Mr. Thom Khanje, Mr. Adam Chikapa Guys, Mr Hope Chavula, Ms. Ruth Mkisi, Mr. Harold Fote, Ms. Tissie Kumpata, Ms. Olive Khonje, Mr. Khama Ntelela, Ms. Dora Chidati for the coordination and tireless support provided throughout the review process.

The National Planning Commission also recognizes the Technical Committee on the VNR for the work well done without recourse to a consultant through-out the consultation and drafting process. This

is a clear display of existing capacities within country in identifying issues and defining solutions – a clear indication of leadership and ownership in implementation of the SDGs. The support and input from stakeholders including: Ministries, Departments and Agencies (MDAs), Civil Society Organizations such as Council for Non-Governmental Organizations (CONGOMA), Plan International, GAYO and Sight Savers, National Youth Council of Malawi (NYCOM), and Voluntary Service Overseas (VSO) is highly appreciated. The Commission is highly indebted to the support from the Office of the Permanent Representative to the UN which was led by Ambassador Dr. Agnes Chimbiri- Molande with close support from the First Secretary for ECOSOC Mrs. Renata Chivundu in providing timely advice to the process and following up on all the necessary requirements of the process.

Much appreciation should also go to the United Nations Department of Economic and Social Affairs (UNDESA) for its timely advisory role to the process until the report was completed and submitted.

The Commission further extends its gratitude to the UN family in Malawi led by the UN Resident Coordinator's Office, for the unwavering support and guidance towards the process. In particular, UNDP, UNICEF UNESCO, UNFPA, WFP, FAO, ILO, OIM and UN Women deserve special recognition.

Thomas Chataghalala Munthali, PhD

DIRECTOR GENERAL-NATIONAL PLANNING COMMISSION

HIGHLIGHTS

Development of the VNR Report

Malawi undertook a second Voluntary National Review (VNR) to assess the progress in the implementation of the Sustainable Development Goals (SDGs). The review enabled Malawi to define the strategic interventions that would require particular attention to accelerate the achievement of most of the SDGs by 2030. The second VNR was highly inclusive and the process was guided by multi-stakeholder governance structures that included the National Steering Committee (NSC), Core Technical Committee (CTC) and Thematic Working Groups (TWGs). The review team widely engaged and consulted the public including interest groups such as women, children, youth, elderly persons, persons with disabilities and albinism.

SDGs Implementation Progress

Malawi leveraged the instruments of VNR to effectively identify the gaps and challenges in its efforts to achieve the Agenda 2030 aspirations. The review shows significant progress in goals 2, 3, 4, 6, and 14 with moderate progress in goals 5, 7, 8, 9, 13, and 17. There is little or no progress in goals 1, 10 and 15 while insufficient data made it difficult to assess progress in goal 11, 12, and 16. The SDGs of 4, 5, 14, 15 and 17 have been analyzed in detail to showcase initiatives that are being implemented to fast-track them.

SDG 4 - Inclusive and equitable education: Malawi is likely to achieve SDG 4 by 2030. In the previous two years, Malawi has embarked on school expansion programmes that include constructing new secondary schools, renovating and expanding existing primary schools, constructing teachers training colleges and recruiting thousands of primary and secondary school teachers. Nevertheless, closure of schools due to Covid-19 in 2022 and 2021 has posed clear risk to derail gains made especially towards girls' education.

SDG 5 - Achieve Gender Equality and Women Empowerment: Gender inequality persists as women and girls remain marginalised in some context with the social, cultural, economic and political space. Since the last VNR, however, Malawi has enacted various gender-related laws to create legal environment that promotes gender equality, prevent, mitigate and respond to violence against women and girls.

SDG 14 - Life Under Water: Malawi is taking strategic initiatives to conserve and promote life under water within its inland water bodies. Promoting modern aquaculture practices has resulted in the increase of fish catch and aquaculture value.

SDG 15 - Life on land: Four-fifth of Malawians relies on forests for energy, food,



timber, and non-timber forest products. Consequently, forests and woodland have degraded at an alarming rate due to deforestation for wood fuel, settlement, and agricultural expansion. In the past few years Malawi has scaled up implementation of the Land Restoration Strategy which earmarks to conserve 4.5 million hectares of land.

SDG 17 - Partnership: Given the interlinkages of the SDGs, Malawi has therefore, instituted Pillar and Enable Coordination Groups (PECGs) to enhance coordination among stakeholders across goals. Government has also embarked on efforts to retire public debt and ensure sustainable development financing.

Emerging and Structural Challenges

The COVID-19 pandemic has slowed down economic activity and increased poverty, both in urban and rural areas. Given the already limited fiscal space, Covid-19 worsened the domestic revenue collection thereby limiting the government's ability to cushion the livelihoods of its citizens and provide social services. Closure of schools, specifically, led to boom in child marriages and teen pregnancies which are likely to erode gains which have been made in goals 3, 4 and 5. To recovery and restore the economy, Malawi has developed Covid-19 Socio-Economic Recovery Plan (SERP).

Climatic shocks are ravaging Malawi with increasing regularity and intensity. Key climatic shocks include floods, strong winds, drought pests and cyclones. In 2022, Malawi has had to brace tropical cyclones Ana and Gombe in 2022 which have affected around two hundred thousand households. These natural disasters especially the recent cyclones have the potential to reverse the gains made. Key SDGs which are affected by the climatic shocks are SDG 1, 2, 6, 7,

9, 13, 14 and 15. Malawi has digitized early warning systems, and implementation of climate smart agriculture has seen reducing the impact of climatic shocks on loss of lives and livelihoods respectively.

Leaving No One Behind

Malawi pursues a Vision of inclusive wealth creation and self-reliance agenda, which entails no-one is left behind. During the envisioning process, the government held extensive consultations to ensure every population group had explicitly defined their aspirations. The process was youth-led with the marginalised groups including children, women, elderly, the poor and persons with disabilities fully participating.

Key Lessons

Domestication of SDGs into the national development plans has ensured financing and implementation of SDGs through domestic resources and structures. Since the first VNR, Malawi has developed a medium-term development plan, Mw2063 First 10-year Implementation Plan (MIP-1) that has fully aligned to SDGs at Goal level. This has ensured localisation of implementation and reporting of SDGs using national systems.

Strengthened collaboration and coordination beyond a sector or specific goal has ensured that the SDGs are implemented in a holistic approach. In line with the Pillars and Enablers defined in the country's vision, the Malawi 2063, Malawi has instituted Pillar and Enable Coordination Groups (PECGs). Each PECG comprise stakeholders from various sectors/goals which are interrelated to ensure coordinated planning and implementation. This has reduced duplications but also ensures that critical interventions across sectors are well coordinated to fast-track achievement of results.

1.0

INTRODUCTION

Malawi has for the second time volunteered to conduct a Voluntary National Review (VNR) and present its findings at the 2022 High-Level Political Forum (HLPF). This VNR aims to assess the progress made on all the Sustainable Development Goals (SDGs) and identify the key action required to accelerate the implementation and achievement of the SDGs on which Malawi is lagging behind. Further, the VNR will facilitate the sharing of experiences, including the successes, challenges and lessons learned, with a view to accelerating the implementation of the 2030 Agenda.

Malawi has a youthful population with more than half of its population being between 10 and 35 years old. The youth are key actors in environmental, educational, political, and economic change. Several youth programmes are being pursued to ensure that the country benefits from demographic dividends in its quest to achieve inclusive wealth creation and self-reliance.

The majority of the population largely rely on rainfed agriculture. Malawi has since initiated an economic diversification drive to enhance agricultural productivity and commercialization, including: the maximisation of the country's irrigation potential; promotion of value addition on agriculture commodities like oilseeds, sugar cane, and tea; and manufacturing of

beverages, and agro-processing. These areas have great opportunities to be exploited. In addition to the agriculture sector, recent geospatial surveys have revealed vast mineral deposits such as bauxite, rutile, gold and steel etc. to support large scale extractive industries. To attract private sector investment Government has been working on creating an enabling environment, and is planning to establish special economic and processing zones.

To harness these opportunities, Malawi has developed its new vision, the Malawi 2063 (Mw2063) which articulates the vision of transforming Malawi into an inclusive wealthy and self-reliant industrialised upper-middle-income country by the year 2063. Mw2063 is being operationalised by the Malawi 2063 First 10-year Implementation Plan (MIP-1). MIP-1 has domesticated SDGs by incorporating the achievement of the 2030 Agenda for Sustainable Development in the remaining Decade of Action as one of its two key milestones; and that SDGs are implemented through the local structures.

This VNR assesses the progress that has been achieved so far in the implementation of the SDGs; and proposes solutions that will ensure that Malawi fast-tracks the implementation of the SDGs which are lagging.

2.0

METHODOLOGY AND PROCESSES OF THE REVIEW

The Report covers all the 17 SDGs. The VNR integrated the 'Leaving No One Behind' principle, including various marginalised groups in the process. Principally, the VNR assessed and presented: (i) SDGs implementation progress; (ii) challenges and mitigation measures; (iii) SDGs domestication process; and (iv) institutional capacities to coordinate, monitor and engage with different stakeholders. The Report also covers cross-cutting issues such as gender, environment, climate change, and governance while emphasising the principle of leaving no one behind.

2.1. Coordination and Review Mechanisms

The coordination and governance structure comprise three levels, namely National Steering Committee (NSC), Core Technical Committee (CTC), and Thematic Working Groups (TWGs). The National Planning Commission (NPC) was the secretariat and provided operational and logistical support to the governance structures.

The NSC was responsible for policy oversight throughout the VNR process to ensure adherence to the general guidelines. The NSC consists of key MDAs, UN agencies, development partners, private sector, academia, religious groups and CSOs.

The CTC which was co-chaired by NPC and the Department of Economic Planning and Development (EPD). The CTC provided secretarial, operational and logistical support to all VNR structures and led the VNR preparations from inception to production of the Report. Other members of the CTC included the Directors of Planning of relevant MDA, representatives of academia, CSOs, development partners and private sectors.

TWGs were formed to lead specific processes covering interest constituencies of the population including youth, women, children, people with disability and CSOs. Relevant MDA with legal mandate around the interest area led the processes. For instance, consultations for the youth were led by National Youth Council of Malawi (NYCOM) in collaboration with the Ministry of Youth.

2.2. Data Collection and Sources

The CTC compiled key secondary data sources that was used for the Report, including policy documents, evaluation reports, survey reports and development plans both national and international. The National Statistical Office (NSO) updated the SDG Matrix using the most recent data available on each indicator. Different stakeholders were engaged and



consulted to assess how various groups are participating in the planning, implementation and monitoring of the SDGs at various levels as well as assess their satisfaction with the implementation of the SDGs. A series of key stakeholder engagements were held to ensure that all the information collected was a true reflection of the status of the implementation of the SDGs in Malawi. Most of the meetings were conducted physically through face-to-face interviews, while other engagements were conducted through radios, U-reporting, Microsoft Forms (online), and phone in radio programmes among others. To ensure no-one is left behind, special and marginalised groups including women, children, youth, persons with disability and albinism were included in the VNR processes.

2.3. Major processes

To build on the success of the 2020 VNR, 2022 process started with the holding of a reflective workshop to reflect on the lessons gained from Malawi's participation in that regard. Learning from the successes and shortcomings of the 2020 VNR,

CTC developed a concept and road map that guided the execution of the 2022 VNR processes. The official launch of the commencement of the 2022 VNR process which served as a platform for briefing the general public on the same, was held on 9th March 2022. The launched helped to publicise and create awareness among Government and non- state actors; and outline expected contributions from key stakeholders to ensure the success of the VNR process. Further, the consultations which were conducted to supplement secondary data contributed to the raising of awareness on the SDGs and related processes among citizenry. A drafting retreat comprising officials from MDAs, CSOs and UN agencies was held to analyse the data and draft the Report. Further, the retreat operated as a space for the drafting and reviewing key messages emanating from the Report.

As part of the VNR publicity and awareness raising drive, a video documentary and other visual productions were developed throughout the VNR process. The documentary and the Report were both subjected to a validation process.

3.0

POLICY ENVIRONMENT AND INSTITUTIONAL ARRANGEMENT

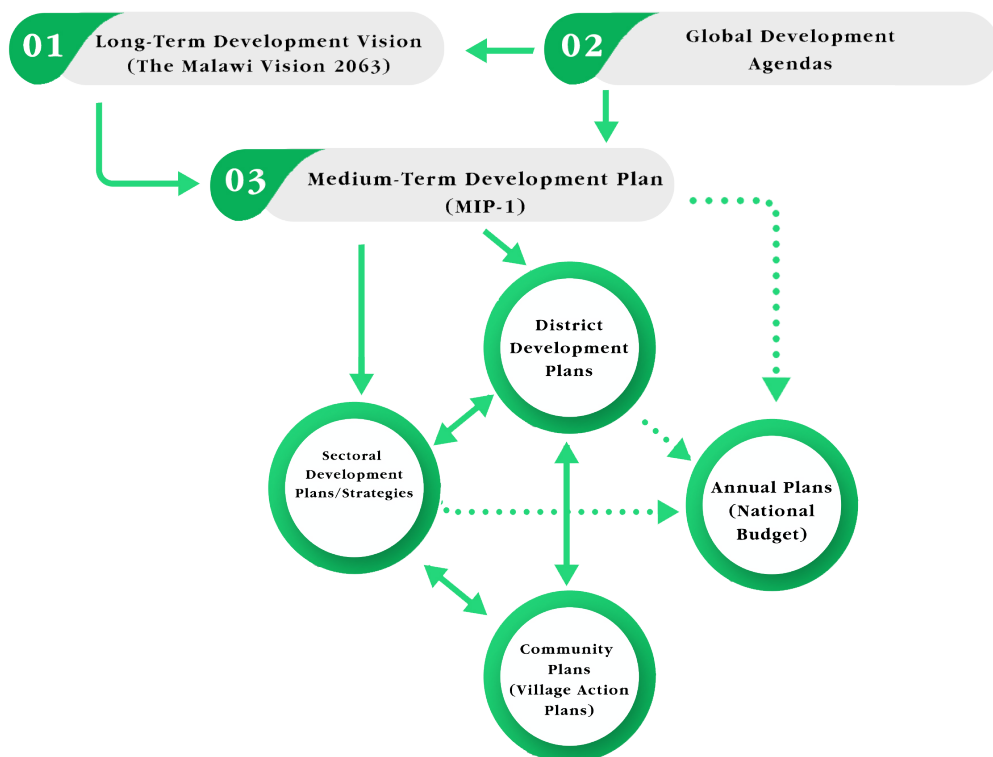
3.1. Ownership of the SDGs and the VNRs.

On the onset of the implementation of the SDGs in 2016, Malawi undertook extensive awareness campaigns to ensure stakeholders and the general public is aware and own the SDGs. The SDGs were translated into local languages to ensure the masses understand the SDGs. The copies were distributed to the local councils and the Area Development

Committees (ADCs) and Village Development Committees (VDCs) and for their use and participation in the process.

The consultation revealed that local structures implement SDGs, however the focus is on SDGs that directly speak to their needs. SDGs that are less common at community level are SDGs 8, 9, 10, 11, 12, 14 and 17. At national and sub-

Figure 1 Development Planning in Malawi





national levels, all SDGs are prioritized. However, the weighting of importance as assessed by funding and number of interventions vary according to the interest of development partners active in the district.

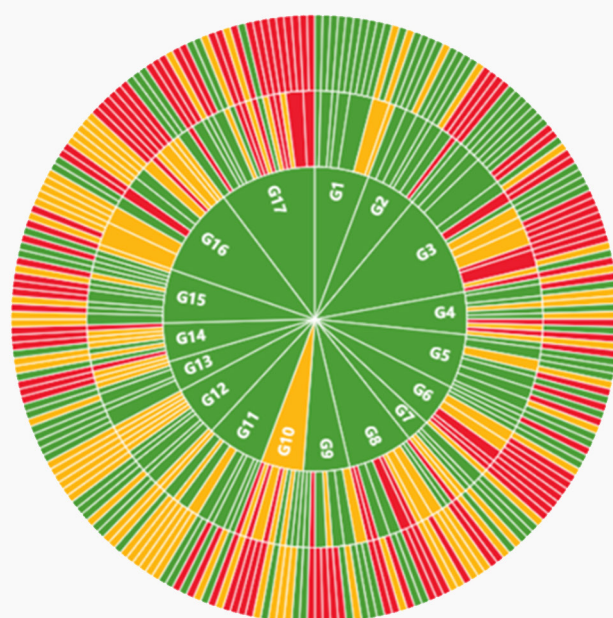
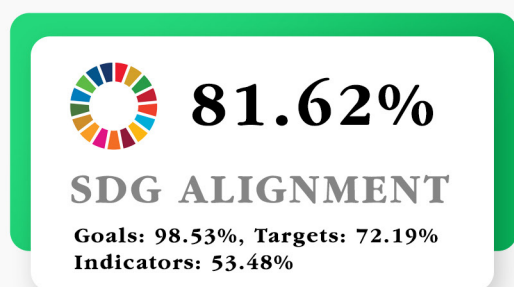
3.2. Integration of the SDGs in National Frameworks.

In January 2021 the country launched the Malawi 2063 (MW2063), succeeding the Vision 2020 after its expiry. MW2063 charts Malawi's new development trajectory with the aim of achieving an upper-middle income status by the year 2063. MW2063 reflects the collective aspirations of the people of Malawi to achieve inclusive wealth creation and self-reliance for economic independence. To facilitate the realisation of the aspirations of Mw2063, Malawi has adopted the mechanism of a series of 10-year implementation plans, MIP-1 being the first of such series. MIP-1 aims to raise the status of Malawi to that of lower middle-income

economy and achieve most of the SDGs by 2030. The process of developing the MIP-1 was substantively consultative to ensure that Malawi's development programming is bottom-up.

MIP-1, therefore, operates as a framework for the achievement of the SDGs. Basing on the system-generated statistics in Figure 2 below, it is evident that overall, the alignment of MIP-1 to SDGs is at 81.62 percentage. Specifically, at goal level, the alignment of MIP-1 to SDGs is at 98.53 percentage, signifying that MIP-1 aligns to almost all the 17 SDGs. At target level, alignment was at 72.19 percent of the total 169 targets, while 53.48 percentage alignment at indicator level was generated, out of the 244 indicators. Further, MIP-1 is in tandem with the African Union Agenda 2063 at a 73.6 percent rating of alignment.

Figure 2 Alignment of MIP-1 to SDGs in Malawi



Fully Aligned

Partially Aligned

Not Aligned

Not Processed



3.3. Integration of the Economic, Social and Environmental Dimensions

Malawi recognises the importance of addressing the economic, social, and environmental issues which affect sustainable development. In view of this, development plans at all levels from the Village Action plans (VAPs) to the National Development Plans (NDP), have integrated economic, social, and environmental issues, see Figure 1 above. At the national level, the integration of economic dimension is manifested through the inclusion of wealth creation rated pillars of Agriculture Productivity and Commercialisation, Industrialisation and enabler of Private Sector Dynamism while social and environment dimensions are highlighted under Human Capital Development and Environmental Sustainability enablers respectively, under Mw2063 and MIP-1.

The integration of the three dimensions has also been manifested through fiscal

budget allocations. In the 2022/2023 fiscal year, the Human Capital Development Enabler which includes, education, gender, and health sectors was allocated a total of K902.9 billion, representing 36 percent of the total national budget. The allocation demonstrates the commitment of the Government in the integration of the SDGs dimensions through the national budget. Figure 3 indicates that between the 2021/2022 and 2022/2023 fiscal years, the allocation to the Human Capital Development Enabler (which addresses social issues) increased by 40.6 percent; the Agriculture Productivity and Commercialisation Pillar, Industrialisation Pillar, and Private Sector Dynamism Enabler combined increased by 16.5 percent; and the Environmental Sustainability Enabler increased by 205.3 percent. The increase in the budget allocations confirms the commitment of the Government in the integration of the three dimensions of the SDGs in Malawi.

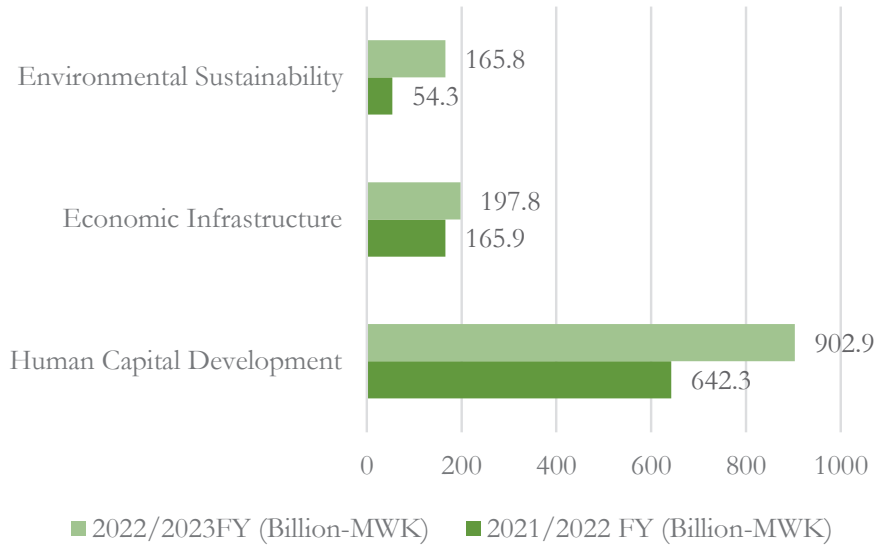


Figure 3 Increased Government Commitment in Integration of the three SDGs Dimensions



Leaving No One Behind

3.4. Leaving No One Behind

Malawi pursues inclusive wealth creation and self-reliance agenda. The particular emphasis on the inclusivity is driven by the desire to ensure that no one is left behind. Thus, the marginalised groups including children, youth, women, elderly and persons with disabilities must participate and benefit from the conceptualisation, implementation and realisation of development programmes and aspirations.

“The country has enacted various pieces of legislation and put in place various strategies to ensure that no one is left behind as the country progresses”

While implementing the SDGs, Malawi has taken a strong stand against discrimination on the ground of age, sex, marital status, religion, political or other opinion, ethnicity or social origin, disability, birth or other status or condition, including HIV status.

The country has enacted various pieces of legislation and put in place various strategies to ensure that no one is left behind as the country progresses. Marginalised groups

are deliberately incorporated in the key decision-making processes including being given leadership roles. For instance, various marginalised and vulnerable groups are represented in the VDCs, ADCs, and District Executive Committees (DECs) which are key structures for development planning and implementation at the sub-national level. The involvement of marginalised and vulnerable groups in the design, planning and implementation of development programmes continues to entrench and enhance ownership, especially in relation to the youth. It was however, expressed that prisoners are usually left out in development programming.

As the Government continues to empower marginalised and vulnerable especially the youth, there is still a room for improvement. The youth are completing education with little prospect of securing a job, or engaging in entrepreneurial activities, especially in rural areas. The majority of the youth lack employable skills due to few skills training centres in the country. This calls for the creation of entrepreneurship and employment opportunities especially in the agriculture sector, among and other sectors with diverse value chains.



The rural people are satisfied with efforts being made in empowering people that live in the remote and hard to reach areas through programmes like the Affordable Input Programme and National Economic Empowerment Fund. Despite such inclusions, communities feel that there is still a room to ensure persons with disabilities, people living with HIV, child headed households, female headed households and the elderly are effectively empowered. Two groups that have need completed side-lined in the development discourse are prisoners and street kids. There is therefore need to enhance efforts towards interventions of the said groups to ensure inclusivity.

Disability inclusion is an essential element of the development framework in Malawi. Achieving the Agenda 2030 requires a deliberate and systematic inclusion of persons with disabilities. Through the Disability Rights Fund, several interventions have been implemented including awareness of the rights of persons with disabilities and mainstreaming disabilities into various strategies and policies. To ensure that no one is left behind, there is still need for improvement in disability mainstreaming, especially in budgeting and legislative, and policy reforms to realise the enjoyment of rights; and meaningful participation of and engagement with persons with disabilities to enhance their contribution to the development process.

3.5. Institutional Mechanisms

With the domestication of the SDGs into the national development plans, the government has ensured that SDGs are financed and implemented through local structures. At National and subnational level, the domestication has result in SDGs being financed through the domestic

resources with the development partners augment government resources. This has ensured that each SDG on minimum is being implemented in the country.

The domestication of the SDGs in MW2063 and MIP has also ensured that government, with its Convening power is able to mobilize stakeholders towards a common goal.

The domestication of the SDGs in MW2063 and MIP has also ensured that government, with its Convening power is able to mobilize stakeholders towards a common goal. Government leadership through the National Planning Commission and Ministry of Finance and Economic Affairs is crucial for effective implementation of SDGs and in Malawi. The establishment of the PECGs has provided a well-coordinated platform for ensuring planning and implementation of SDGs reflects the interlinkages and complementarity nature of the SDGs. As progress in one SDG, for example in education, tend to have complimentary interventions in other SDGs like health, gender etc as such they have to be planned and implemented in holistic approach. To ensure ownership and sustainability, PECGs are chaired by MDAs. Government has also committed to provide seed funds for operationalised of coordination groups for the first time.

The PECGs with technical support from the National Planning Commission are responsible for report progress of MIP-1 pillars and enablers. Each year, the National Planning Commission organizes National Development Conference which brings deferent stakeholders to review progress in the implementation of the development



plans in transparent and inclusive way.

3.6. Systemic Issues and Transformative Actions

Child marriages: Child marriage poses key challenge to the achievement of SDGs. In 2017 Malawi amended legal marriage age to 18 for both boys and girls, however many cases of child marriage continue to rise. Nearly two out of five women aged 14 and 24 years are married by the age of 18. The impact of child marriage is severe on girls. This negatively affects children's education hence leading to school dropouts, which affects future livelihood opportunities as well as health of the girls (morbidity and mortality). The girls are at risk of early pregnancy injuries such as fistula. Child marriage also contributes to high birth rates, a major factor driving Malawi's population growth.

The Malawi government and other stakeholders are partnering with the communities to break the social norms that enable child marriages. Scaling up community responses to child protection. The government is strengthening community responses to child protection. This includes increasing the number of child protection services such as victim support groups, frontline child protection workers and children's corners, safe environments for recreation, child rights education, life skills education, management of HIV/AIDS, and provision of psychosocial support.

In addition to child marriage, gender-based violence is prevalent in Malawi where one in five young women experiences sexual violence, and nearly 40 percent of married women have experienced intimate partner violence. While adequate policies exist, Malawi faces challenges in breaking down

discriminatory cultural ideals and improving women's rights. Harmful practices toward women continue due to the persistence of cultural attitudes. Mentorship and male involvement have proven to be effective in preventing harmful practices and empowering young girls and women.

Climate change and environmental degradation: Climatic shocks are ravaging Malawi with increasing regularity and intensity. Key climatic shocks include floods, strong winds, drought pests and cyclones. In 2022, Malawi has had to brace tropical cyclones Ana and Gombe in 2022 which have affected around two hundred thousand households. These natural disasters especially the recent cyclones have the potential to reverse the gains made. Key SDGs which are affected by the climatic shocks are SDG 1, 2, 6, 7, 9, 13, 14 and 15. Malawi has digitized early warning systems, and implementation of climate smart agriculture has seen reducing the impact of climatic shocks on loss of lives and livelihoods respectively

Environmental degradation has contributed to the increase in climatic shocks. The fragile state of Malawi's environment poses critical challenges to both human development and economic growth. To address these challenges, the government and stakeholders are working together to advance Malawi's low emissions, climate resilient development, and developing a strategy for combating deforestation and improving forest governance. Site based interventions to address drivers of deforestation and help generate livelihood opportunities for vulnerable households.

Macroeconomic Instability: As aftermath of Covid-19 and Ukraine war, Malawi has experienced macroeconomic instability



characterised by general price spikes of key commodities, forex shortages, and widening debt stocks. The macroeconomic vitality is pushing poor people deep into poverty and wiped the recent economic gains the country has registered.

The government taken swift corrective measures to address macroeconomic imbalances. Such measures have included the devaluation of the Malawi kwacha to align the exchange rate, countercyclical monetary policy to stabilises the prices, announced measures to cut public spending and undertake debt retiring measures. In the medium to long-term, the government is putting up measures to diversify the economy and build the productive capacities of private sector to ensure Malawi is insulated from import induced macroeconomic volatilities.

Corruption: Since the return of multiparty democracy in 1994, Malawi has recognised the devastating effects of corruption to development and social fabric. Corruption ranges from petty bribery to state capture. Capacitating of the corruption fighting agencies and free media is bearing results as decade long corruption cases are coming to light. Government is taking decisive measures for instance firing of top government officials including presidential advisors and cabinet ministers to answer corruption charges.

To systematically fight the vice, the government has empowered the anti-corruption agency and other governance institution by among others ensure adequate funding and they work without political influence. The recent enactment of the Access to Information law and development of the National Anti-Corruption strategy

are key policy ensures which have potency to change the narrative in the fight against corruption. These measures are resulting in revelations of corruption cases which are being investigated and prosecuted.

COVID-19: The COVID-19 pandemic has slowed down economic activity and increased poverty, particularly in urban areas. Malawi's large informal sector exacerbated vulnerability, and given the already limited fiscal space, government's ability to cushion the livelihoods of its citizens and provide social services. To control the spread of corona virus, government announced a number of control measures. Closure of schools, specifically, contributed to increase in child marriages and teen pregnancies which threatens to erode gains registered in goals 3, 4 and 5. Considering the disruptions in trade, tourism, investment and remittance flows, economic growth slowed to 0.8 percent. The slowing down of economic activities due to Covid-19 was estimated to push around 1.6 million¹ people, mainly in rural areas, into temporarily poverty.

The multidimensional impacts the COVID-19 pandemic has had in Malawi poses clear risk against meeting the Sustainable Development Goals. As immediate mitigation measures, the government reduced the liquidity reserve ratio for banks, waived fuel taxes and non-tourist levy to support the tourism industry. To recovery and restore the economy and livelihoods of Malawians from the adverse impacts of the COVID-19 pandemic, Malawi developed Covid-19 Socio-Economic Recovery Plan (SERP). The SERP provide remedial strategic interventions that will set the country to build back better in the economic recovery by resuscitating green economic activity that's waved off or stalled.

4.0

GENERAL PROGRESS ON SDG'S

4.1. Progress on Goals

To assess the progress on the indicators that the country reports on, the level of progress that has been achieved under each goal has been mapped, see Table 1 below. The results show that significant

progress has been made towards goals 2, 3, 4, 6, and 14 with moderate progress on goals 5, 7, 8, 9, 13, and 17. There is little or no progress on goals 1, 10 and 15 while there is no sufficient data to assess progress on goal 11, 12, and 16.

Table 1 Snapshot of SDGs progress

Sustainable Development Goals		Level of Progress	Progress Rating
	GOAL 1 No Poverty		Little to No Progress
	GOAL 2 Zero Hunger		Significant Progress
	GOAL 3 Good Health and Well-being		Significant Progress
	GOAL 4 Quality Education		Significant Progress
	GOAL 5 Gender Equality		Moderate Progress
	GOAL 6 Clean Water and sanitation		Significant Progress
	GOAL 7 Affordable and Clean Energy		Moderate Progress
	GOAL 8 Decent Work and Economic Growth		Moderate Progress
	Goal 9 Industry, Innovation, and Infrastructure		Moderate Progress



	Goal 10 Reduce Inequalities		Little to No Progress
	Goal 11 Sustainable Cities and Communities		Insufficient Data
	Goal 12 Responsible Consumption and Production		Insufficient Data
	Goal 13 Climate Action		Moderate Progress
	Goal 14 Life Below Water		Significant Progress
	Goal 15 Life on Land		Little to no progress
	Goal 16 Peace Justice and Strong Institutions		Insufficient Data
	Goal 17 Partnerships for the Goals		Moderate Progress

Color Coding

- Significant progress/likely to meet
- Moderate Progress
- Insufficient Progress
- Insufficient Data



SDG 1



NO POVERTY

Overview

SDG 1 calls for ending poverty in all its forms everywhere. It aims at ensuring that the entire population, especially the poorest and most vulnerable have equal rights to economic resources and access to basic services. In line with the SDGs, Mw 2063 aims to transform the economy to an upper middle-income country by 2063. Its “inclusive wealth creation and self-reliance” agenda entails increasing the incomes of all citizens to improve their quality of life without leaving anyone behind.

Since the last VNR, Malawi has made marginal improvements in reducing poverty. However, people across the country, especially rural women, children, youth, and persons with disabilities indicate that their poverty status has worsened. The increase in poverty levels was mainly attributed to the rising cost of living and poor performance of the agriculture sector which is a major source of income for a larger percentage of the population.

Progress

Indicator 1.1.1 Proportion of population below the international poverty line \$1.90 per day: The share of Malawians living below the international poverty line of \$1.90 per day has increased from 71.4 percent in 2015 to 73.5 percent in 2019.

Indicator 1.1.2 Proportion of the population living below the national poverty line: The proportion of people below national poverty line has marginally declined to 50.7 percent in 2021 from 51.5 percent in 2016. This improvement is attributed to the strengthening of the implementation of various social protection programmes. For the country to halve the poverty levels by 2030, there is need to intensify poverty reduction programmes. Figure 4 highlights the trend of the national poverty line against the 2030 target

The levels of poverty are higher among the rural residents and is estimated at 56.6 percent, while the estimate for urban

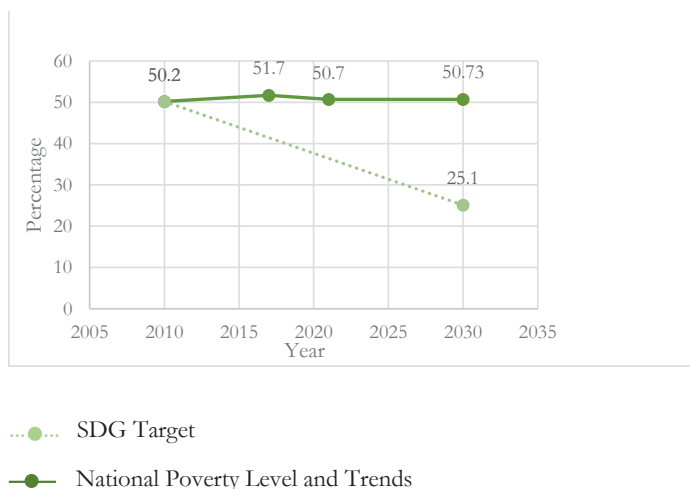
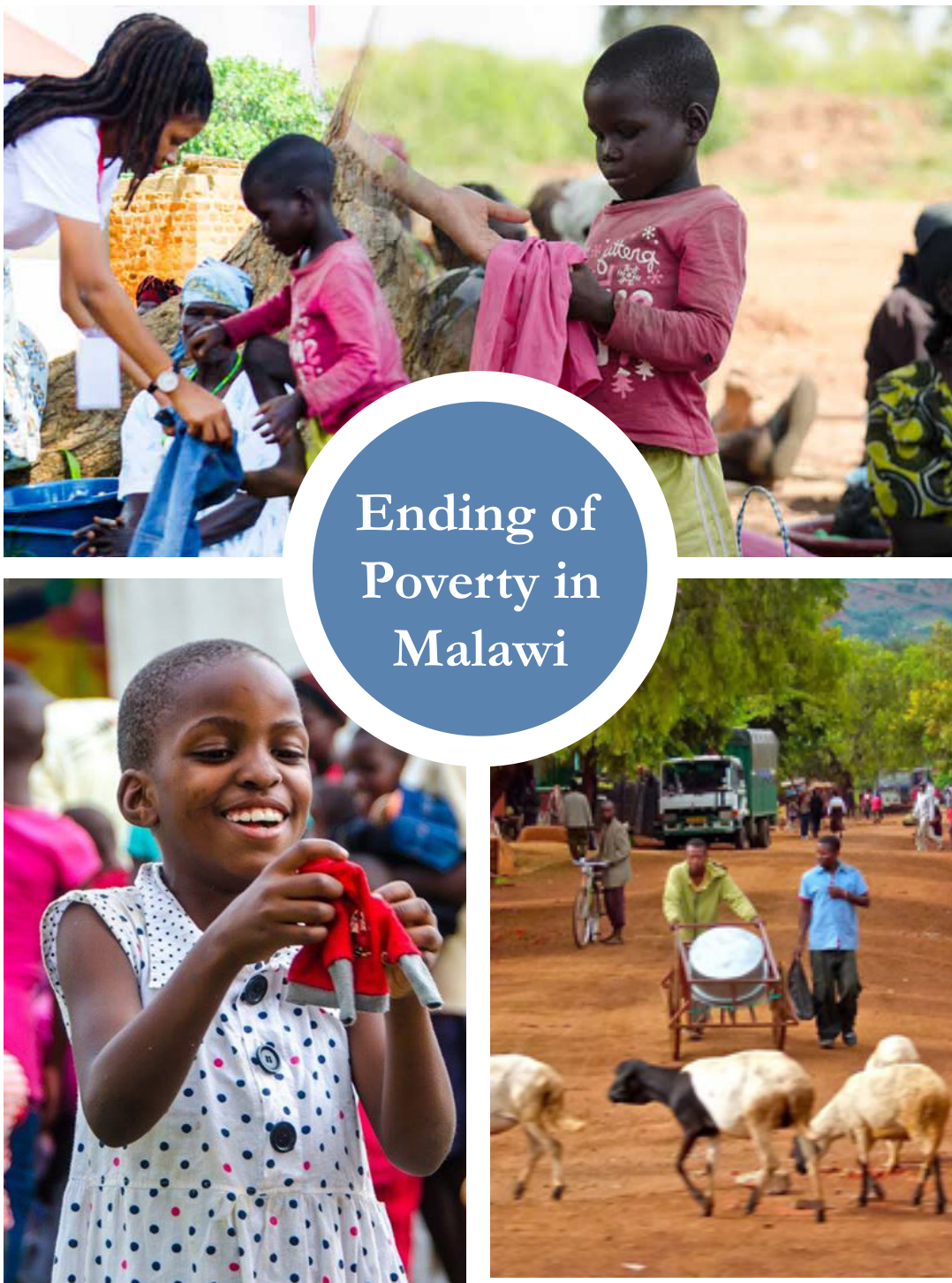


Figure 4 Poverty trend in Malawi



Ending of
Poverty in
Malawi

residents the estimate is at 19.2 percent. Poverty among the urban residents increased from 17.7 percent in 2016 to 19.2 percent in 2021. Proportion of the population that is

Ultra-poor: 20.5 percent of the population are currently classified as ultra-poor an improvement from 24.5 percent in 2016.



Indicator 1.2.2 Proportion of men, women and children of all ages living in poverty in all its dimensions according to national definitions:

The recent novel measure of multidimension poverty has shown that 61.7 percent of Malawians are multidimensionally poor. Intra-gender analysis reveals that more female-headed households (72.3%) are multidimensionally poorer than their male-headed household (58.1%)

Indicator 1.3.1 Proportion of population covered by social protection floors systems.

Malawi has intensified its social protection programmes, currently covering 293,522 household beneficiaries with 1,284,633 individuals (about 7 percent of the country's population) from 290,036 households in 2020 across all 28 districts. In addition to the regular Social Cash Transfer Programme (SCTP), Government reached out to 144,104 in the cities with the COVID-19 Urban Cash Intervention.

“Social protection programmes, have intensified currently covering 293,522 household beneficiaries with 1,284,633 individuals (about 7 percent of the country's population) from 290,036 households in 2020

Interventions under Goal 1

The country is implementing several pro-poor policies and programmes with the aim of reducing poverty which include:

- National Social Support Programmes aimed at reducing poverty and hunger; improving school enrolment for the ultra-poor and labour-constrained households; and providing capacity to earn more incomes; and
- Implementation of the Affordable Inputs Program (AIP) which has increased agriculture production and household incomes.

Gaps and Challenges

- High population growth undermining progress towards poverty reduction as the demand for essential goods and services has increased faster than available capacity to provide the same;
- Limited access to financial services which adversely affect the ability of citizens to engage in income earning activities; and
- High level of corruption which has negatively affected the performance of poverty eradication programmes across the country.

Lessons Learnt and Opportunities

- Bottom-up development planning has enhanced community ownership of poverty eradication projects, empowering citizens to blend-in locally generated innovations.
- There are several innovations initiated by ordinary Malawians. These initiatives positively impacting the livelihoods of Malawians; and
- The recently introduced Malawi Multidimensional Poverty Index, which compliments monetary poverty measures allows for the better perception of multiple deprivations suffered by the people, hence better and targeted policy formulation.

Specific Recommendations

- Promote and support community cooperatives to enhance economic empowerment among citizens;
- Scale up social protection interventions, increasing financial and material support to match the worsening poverty levels; and
- Scale up mind-set change programmes and showcase successful innovations by ordinary Malawians to inspire hope and optimism.

SDG 2



ZERO HUNGER

Overview

Despite the adverse effects of climate change and the long-term effects of COVID-19 pandemic, Malawi is making progress in its effort to end hunger and all forms of malnutrition. Malawi scores 21.3 percent on the Global Health Index Severity Scale compared to the regional average of 27.1 percent. Such improvements have been recorded due to improved food security in the country owing to increased agricultural productivity in recent years. For instance, in 2020/21 almost all crops recorded significant increments in production with maize registering about 21 percent increase.

Despite such strides, this VNR reveals that poor people continue to face some challenges to accessing quality food

at the community level. The effects of climate change and the general rise in commodity prices are key risks to the achievement of this Goal.

Progress

Indicator 2.1.1 Prevalence of undernourishment: Between 2000 and 2019 Malawi reduced prevalence of undernourishment by 19.8 percent to 17.3 percent. Significantly, the number of people vulnerable to perennial hunger has declined. As of the 2021/22 farming seasons 1,496,396 people (8 percent of the population) required food assistance, a 43 percent decrease from the preceding year.

Indicator 2.2.1 Prevalence of stunting among all children under 5 years of age: Stunting has reduced from 55

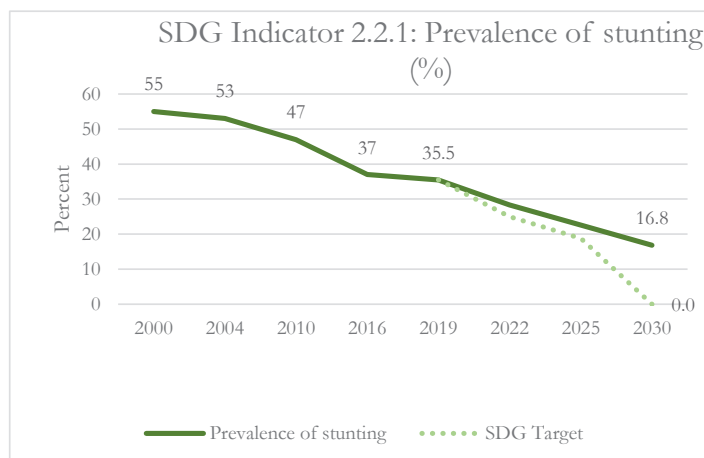


Figure 5 Prevalence of Stunting in Malawi



National food reserves



Girl eating food she received from WFP



Woman harvesting her maize

percent in 2000 to 37.0 percent in 2016 then to 35.5 percent in 2019. However, the prevalence is still higher than the regional prevalence of 32.4 percent. Figure 5 shows the prevalence of stunting among under 5 children in Malawi.

Indicator 2.2.2 Prevalence of malnutrition among children under

5 years of age, by type (underweight, wasting and overweight): The prevalence of overweight, and wasting have been declining while underweight have worsened from between 2016 and 2019, see Figure 6. Despite marginal increase in the prevalence of underweight, the long-run trend has been declining since 2000 (20 percent) to 2019

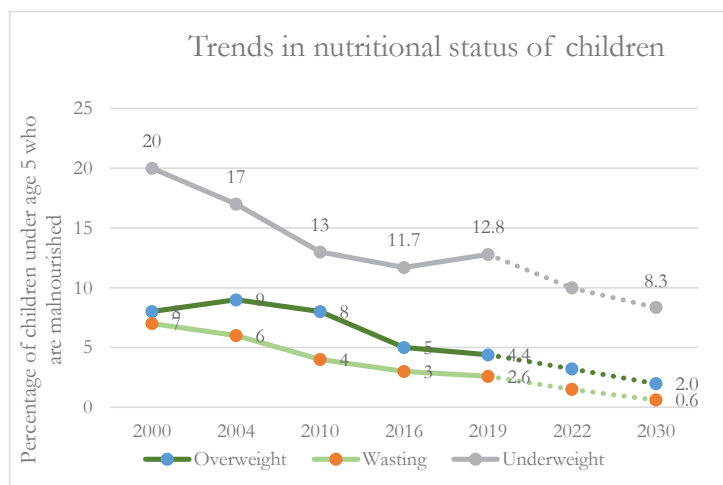


Figure 6 Prevalence of Stunting in Malawi



(12.8 percent). The prevalence took a dip from 11.7 percent recorded in 2016.

Interventions under Goal 2

The increased food security in the country has been as a result of:

- Affordable Input Programme which subsidize farm inputs for poor households has led to increase of agricultural productivity;
- Intensified irrigation development increasing the areas under irrigation by 22.5 percent since the last VNR
- Enhanced implementation of nutrition programmes through stakeholders such as Community-based Management of Acute Malnutrition, Treatment Severe Acute Malnutrition, Infant and Young Child Feeding and Afikepo.

Lessons Learnt and Opportunities

- Building climate shock resilient farming communities is key to safeguarding poor households from the effects of shocks such as floods, droughts and pest infestation;
- Adoption of innovations such as parametric and weather index micro insurance has helped the farmers to become more climate resilient and food secure;
- The use of community structures in the delivery of nutrition programmes has ensured efficiency, effectiveness and ownership. Malawi is implementing nutrition programmes through community-based structures; and

- Digital platforms offer opportunities for Malawi to digitize agricultural services. However, digitisation has not gained traction given limited connectivity in rural areas and high initial cost.

Gaps and Challenges

- Inadequate frontline staff for extension services, which was made worse by Covid-19 with regard to limited contact, has been the major challenge in the sector and resulted in low adoption of improved and sustainable agriculture production technologies; and
- Climate change remains the major challenge to the attainment of Goal 2, as most agricultural activities continue to rely on rain-fed agriculture. Natural disasters especially the recent cyclones, have the real potential to reverse the gains made.

Specific Recommendations

- Ensure well-functioning structured agricultural markets that can generate high farmer incomes, release agricultural labour and stimulate demand in the other sectors of the economy;
- Strengthen extension services by among others, recruit additional nutrition and agriculture frontline workers; and
- Enhance irrigation farming, and the adoption of modern agricultural technologies.

SDG 3



GOOD HEALTH AND WELL-BEING

Overview

Malawi recognises the importance of health to sustainable development. The country has made significant progress and is likely to meet most of the targets under SDG 3. Among others: under five mortality; neonatal mortality; and malaria related deaths have declined. Lack of data on some indicators, however, remain a big challenge.

The VNR consultations revealed that despite Malawi making such progress, communities -especially women, the youth, and persons with disabilities, continue to experience long distances to health facilities, limited access to reproductive health services and lack of

disability-friendly infrastructure as key challenges.

Progress

Indicator 3.1.1: Proportion of births attended to by skilled health personnel (%): The attendance of a skilled and competent health worker at every birth is a critical intervention in reducing the risks of morbidity and mortality to the mother and baby. Figure 7 indicates an increase in the proportion of birth attended by skilled health personnel, from 90 percent in 2016 to 96.8 percent in 2021. The increase indicates that the SDG target of 100 percent is likely to be achieved by 2030.

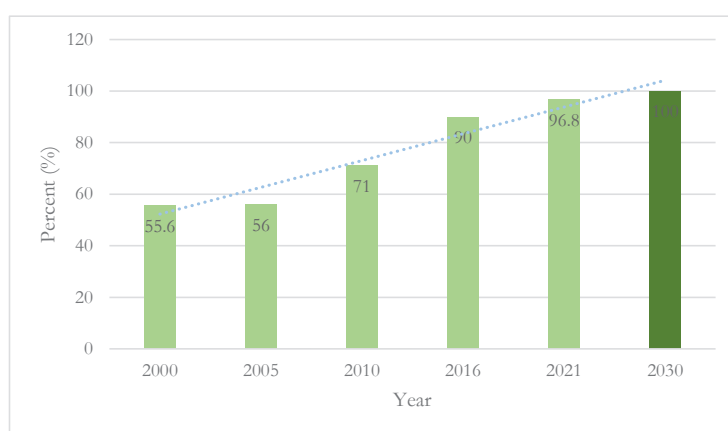


Figure 7 Percentage of birth attended by skilled health personnel



Nurse helping a mother and her underfive baby

Indicator 3.2.1: Under-five mortality rate: Malawi has achieved a significant reduction in under-five mortality and remains on course to achieve the SDG target of 25 deaths per 1000 live births

by 2030. Figure 8 shows that the under-five mortality rate has declined from 63/1000 live births in 2016 to 56/1000 live births in 2021 representing a 11.1 percent decline over a period of 5 years.

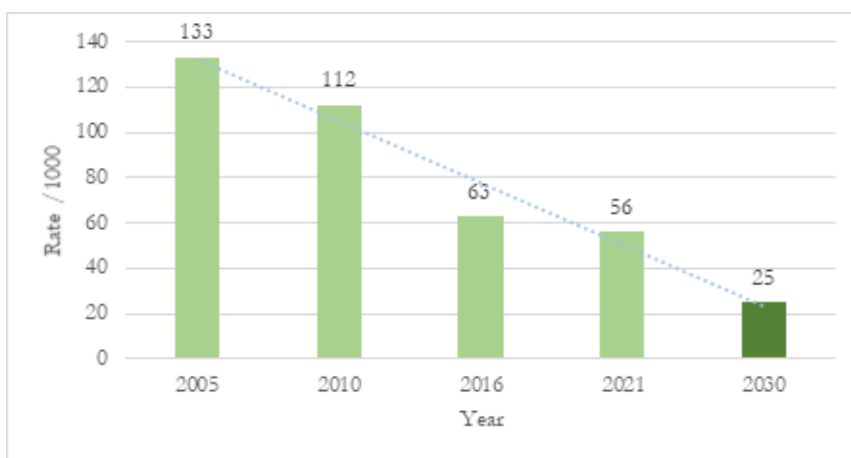


Figure 8 Under-five mortality rate in Malawi



Indicator 3.2.2: Neonatal mortality rate: Neonatal deaths contribute 30 percent of under-five deaths and remains one of the main direct causes of high infant and child death in Malawi. Neonatal mortality marginally declined from 27 deaths per 1000 live births in 2016 to 26 per 1000 in 2019, representing 3.7 percent drop.

Indicator 3.3.1 HIV Incident rates for all age groups: It has decreased from 1.58 in 2018 to 1.13 in 2021, whilst the incident rates for those between 15-49 has also decreased from 0.28 in 2018 to 0.19 in 2021. Currently, about 5 percent of the country are living with HIV 95 percent of HIV positive know their status, 92 percent of those who know their HIV positive status are on treatment, 87 percent of those on treatment have the HIV virus suppressed. This is against

the UNAIDS global target of 95%, 95%, 95% respectively by 2025. AIDS related deaths have also decreases from 72 000 per year in 2006 to 11,000 in 2021.

Indicator 3.3.3: Malaria Incidence: Malaria is a leading cause of morbidity and mortality in children under five years and pregnant women. As of 31 December 2021, malaria incidence stood at 361 cases per 1,000 population while death is at 13 per 100,000 population. The malaria incidence has consistently decreased in recent years. Records show incidence decreased from as high as 386 malaria cases per 1,000 population in 2015 to 361 cases per 1,000 in 2021. On the other hand, Malaria death rate reduced by 43 percent from 23 per 100,000 in 2015 to 13 per 100,000 in 2021, see Figure 9.

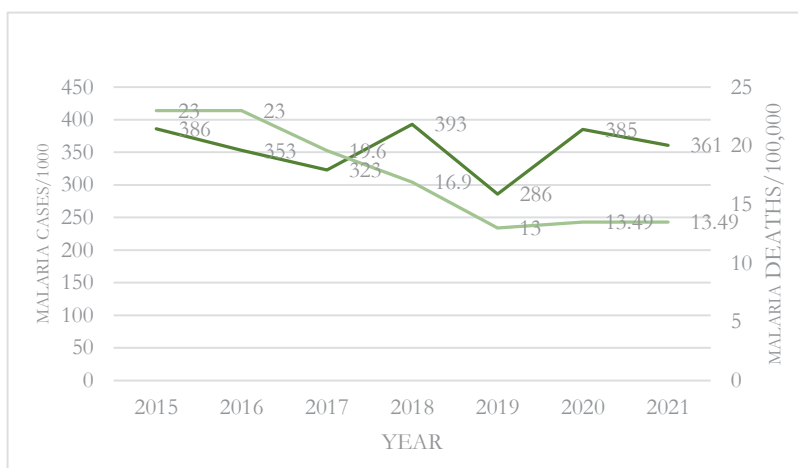


Figure 9 Malaria incense and motarity rates in Malawi

Indicator 3.7.1: Proportion of women of reproductive age (aged 15-49 years) who have their need for family planning satisfied with modern methods: There has been gradual

progress in mCPR in Malawi . However, the unmet need for family planning for unmarried women is remain high at 44.8 percent (compared to 15.4 percent among married). The problem is more



pronounced for teenagers where unmet need for family planning for unmarried aged 15-19 is significantly high (71.5 percent). This has huge bearing on teen pregnancies and population growth in Malawi.

Interventions under Goal 3

Malawi through the Ministry of Health and partners is implementing several interventions with the aim of improving the health status of the population including:

- Introducing 8 antenatal clinic visits in 2019 to increase contacts with service providers and enhance early initiation of ANC and identify danger signs at the earliest stage;
- Intensifying trainings on the perceived Quality Improvement areas to improve the survival of new-borns. Training included, standards of care, helping baby's breath, resuscitation of new-borns, including in standards of cares, helping babies breathe, resuscitation of new-borns, and Kangaroo Mother Care (KMC);
- Continuing the recruitment, training and deployment of Health Surveillance Assistants (HSAs) specifically trained to manage the treatment of common childhood illnesses in the community; and
- Increasing the availability of infrastructure through the construction of health posts/village clinics.

Lessons Learnt and Opportunities

The COVID-19 pandemic has revealed the limitations, inadequacy and weakness of the health system in Malawi and has, to a larger extent, negatively affected

the progress on some of the key health related SDG indicators. For instance, access to and utilisation of Maternal, Neonatal Child Health (MNCH) services was greatly affected. The COVID-19 pandemic has therefore made the need for serious investments in the health system apparent to ensure that Malawi has a stronger and better prepared holistic health systems with the necessary capacity to respond to and prevent health shocks.

Challenges

Some of the critical barriers include the following:

- Distance to the health facility and periodic drug stockouts;
- Lack of medical equipment and infrastructure;
- Reliance on survey data which is periodic and, therefore affects the tracking of progress on different health related indicators; and
- Health financing continued to heavily rely on external support.

Specific Recommendations

- Consider hybrid financing mechanisms to ensure adequate resource flow;
- Enhance the health administrative data system to ensure evidence-based decision making; and
- Strengthen health systems to ensure that traditionally marginalised groups especially women, girls and persons with disabilities, have access to quality services, including Sexual and Reproductive Health and Rights (SRHR) and COVID-19 testing and vaccination services.

SDG 4



QUALITY EDUCATION

Overview

The growing youthful population in Malawi is exerting excess pressure on the existing education infrastructure, learning materials, and education human resources. The Government of Malawi with support from partners, is working tirelessly to ensure that access to and quality of education is enhanced. The youth and children commended the efforts being taken to ensure equitable and quality education, citing the number of schools and vocational centres that have been constructed thereby reducing distance that children used to take to access education. However, inadequate number of teachers was frequently cited as a key challenge compromising the quality of education in Malawi.

Progress

Indicator 4.1.1: Proportion of children at the end of primary achieving a minimum proficiency level in reading, Mathematics, and organized learning: The proportion of children achieving at least a minimum proficiency level in reading has improved from 66.4 percent in 2016 to 74.3 percent in 2021. As for mathematics for lower primary school, the proficiency has improved by 3.4 percent to 44.5 percent in 2021 as compared to levels in 2016.

Indicator 4.1.2: Completion rate (primary, lower secondary, upper secondary): Although there has been a significant improvement in the primary education completion rate, standing at 56 percent in 2020, as shown in Figure 10, there is

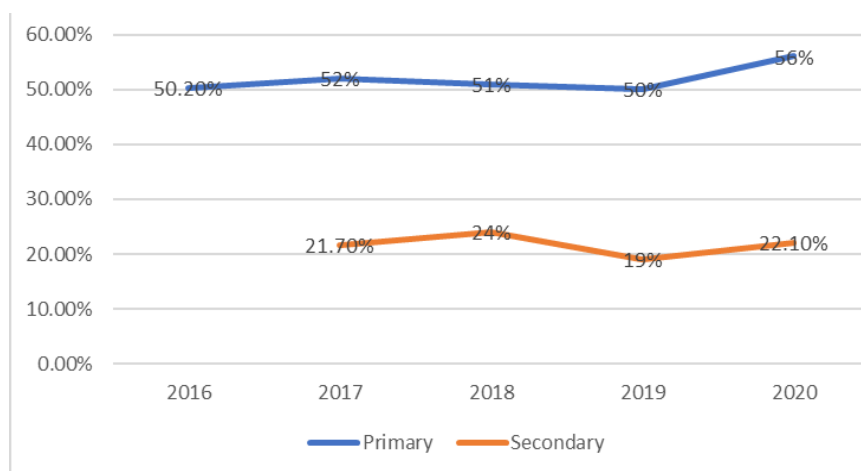


Figure 10 Primary completion rates



Figure 11 GPI in Primary School





still a long way to achieve 100 percent completion rate.

For secondary education, the completion rate has remained fairly constant. However, the year-to-year analysis shows a slight improvement from 19 percent to 22.1 percent in 2020. A gender analysis shows more males completed secondary education relative to their female counterparts. There is need for more effort if the target is to be achieved by the year 2030.

Indicator 4.5.1: Gender Parity Index (GPI): Figure 11 shows that there was equality between the enrolment of boys and girls in primary school in 2015 and 2016. Further, the Figure 11 shows marginal bias in enrolment of girls over boys from 2017 to 2020.

The Malawi Gender Parity Index (GPI) for secondary education shows that there has been a marginal improvement between 2017 (0.90) and 2020 (0.97). 2021 results indicate that the GPI stood at 0.94, hence a drop from the previous year due to COVID-19 pandemic. The country is likely to achieve the target of 1 at the current trend and if efforts to improve the same will be scaled up. Despite high parity in enrolment, there are huge disparities in the transition rates to secondary and tertiary with more boys advancing than girls.

Interventions under Goal 4

- Implementing Open Distant Learning (ODL) starting with the development of the Interactive

Radio Instruction (IRI) manual which is now being aired through different media platforms. The country is also capacitating caregivers and constructing more centres to enhance Early Childhood Development (ECD);

- Increasing education infrastructure by constructing Teacher Training Colleges (TTCs) for primary and secondary school teachers, and constructing and rehabilitating primary and secondary schools to increase access;
- Enrolling special needs student teachers as a way of ensuring that no one is left behind; and developing the Special Needs Education Curriculum for the Open and Distance e-Learning (ODEL) Diploma programme;
- Recruiting and deploying primary and secondary school teachers in schools to reduce the high pupil teacher ratio;
- Abolishing some fees in secondary education like tuition, General Purpose Fund and Textbook Revolving Fund has improved access to secondary education;
- Providing bursaries to students in secondary schools; and
- Introducing Life Skills Education has contributed to the development of social and emotional skills, gender equitable attitudes and resilience.

Lessons Learnt and Opportunities

- The educational value of pre-school, even in its care-focused form, is an important part of a comprehensive



- education programme; and
- The school feeding programme has proved to be effective in increasing access to basic education particularly for orphans and other vulnerable children.

Gaps and Challenges

- Poor infrastructure and under-skilled caregivers, hence limited accessibility of ECD;
- High pupil-qualified teacher ratio hinders effective teaching and learning;
- School closures driven by the COVID-19 pandemic have resulted in repetition, and drop out. The situation was worse in vulnerable children such as children with disabilities; and
- The number of learners with special learning needs has been growing. However, there is low access to quality education among learners with special educational needs at all levels; low capacity of teachers to support learners with special education needs; lack of disability-friendly infrastructure; and limited availability of assistive devices.

Specific Recommendations

- Train more teachers to reduce the high pupil teacher ratio;
- Construct more schools to support

the growing population of school going children;

- Strengthen the implementation of Grade Promotion Policy (2018) to address the high repetition rate;
- Construct resource centres for supporting special needs education in schools, and build the competencies of teachers to teach learners with disabilities.; including ensuring they are adequately equipped among others;
- Develop a robust ICT connectivity infrastructure that facilitates universal access to education, bridges learning divides, supports the development of teachers, enhances the quality and relevance of learning, strengthens inclusion, and improves education administration and governance;
- Introduce remote learning for children with disabilities, including through accessible digital learning and materials; and return to school programmes that address learning gaps; and
- Develop a clear policy foundation and legislative framework for ECD to ensure alignment with primary education; have adequate funding; ensure training of the ECD personnel in pedagogy and child development; have better infrastructure; and provide a curriculum that goes beyond caregiving.



SDG 5



GENDER EQUALITY

Overview

Gender equality and the empowerment of women is embedded within the framework of MW2063, which is Malawi's blueprint for development. Further, the Constitution of the Republic of Malawi recognises gender equality as a principle of national policy; and provides for the right to equality and non-discrimination, and the protection of the rights of women. This framework is further consolidated by the Gender Equality Act which defines and enhances the mechanisms for ensuring gender equality and the empowerment of women. Government continues to mainstream gender in all programmes, projects and plans with the aim of achieving gender equality. Since the last VNR, Malawi has adopted and launched the National Action Plan on Women, Peace and Security and facilitated the development of gender policies and prevention of sexual harassment policies (a statutory requirement under the Gender Equality Act) in education institutions and public institutions.

Community consultations revealed that the interventions being carried out to ensure gender equality have started to yield results. Local leaders and women attested to the improvement in the involvement of women in leadership positions; their participation in economic

activities; and the noticeable decrease in incidents of gender-based violence.

Progress

Indicator 5.1.1: Existence of Legal Frameworks in place to promote, enforce and monitor equality and non-discrimination based on sex: Malawi continues to conduct legislative reforms and enact various gender-related laws to enhance the empowerment of women, gender equality, and violence prevention, mitigation, and response; including: the Gender Equality Act; Prevention of Domestic Violence Act; Marriage, Divorce and Family Relations Act; Deceased Estates (Wills, Inheritance and Protection) Act; Trafficking in Persons Act; HIV and AIDS (Prevention and Management) Act; and the Chiefs Act which strengthen the legal framework governing the role of chiefs in eliminating violence against women and girls). Further, Malawi has initiated a process that systematically identifies key legal provisions which directly or indirectly contribute to gender inequalities. From the legislation reviewed, (17 out of 26 pieces of legislation) were found to be gender neutral or gender blind. Furthermore, Government facilitated the review of the National Plan of Action on Women Economic Empowerment; and, under the leadership of the Ministry of Gender, developed the National



Male Engagement Strategy to promote a gender transformative approach that ensures that males take a leading role in the elimination of violence against women.

Indicator 5.3.1: Proportion of women aged 20-24 years who were married or in a union before age 15 and before age 18: The proportion of women aged 20-24 years who were married by age 15 has declined to 7.6 percent in 2021 from 12.5 percent in 2016 representing a 14.6 percent drop. Similarly, the proportion

of women aged 20-24 years who were married by age 18 has declined from 46.3 percent in 2016 to 37.7 percent in 2021 representing a drop of 18.6 percent. This is a promising trend in as far as this indicator is concerned.

Results further indicate that one in five (21 percent) young women aged 15-19 years are currently married; young women in rural areas (23 percent) are more likely to be currently married than their urban counterparts (10 percent), see Figure 12.

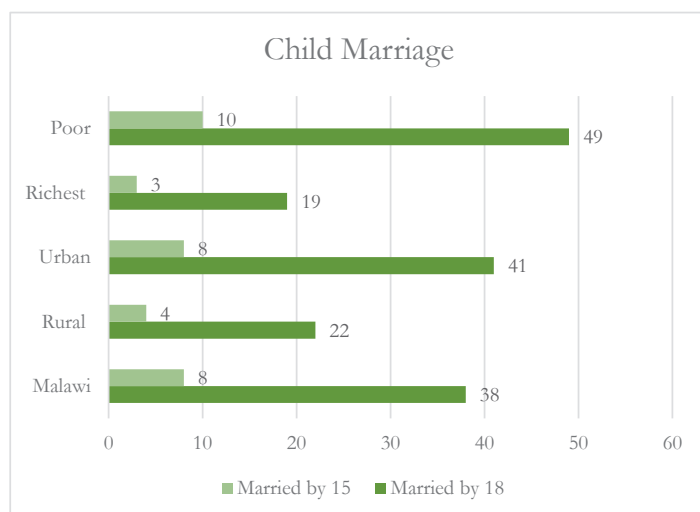


Figure 12 Child Marriage in Malawi

Indicator 5.5.1: Proportion of seats held by women in (National parliaments, local managerial positions, Judiciary and Foreign Service): Malawi has made substantial progress in empowering women to take up decision making seats. At the level cabinet, current female representation stands at 40 percent. Female representation in public senior management has now increased to 26 percent from 24 percent in 2016.

The average percentage of female representation in national assembly is currently at 21 percent comparing with 16.7 percent during the 2014 election. Female representation in local government assemblies is currently at 14 percent from 11 percent in 2014, the same rise has been seen in the proportion of women in judiciary and foreign services with representation of 32 % and 45% respectively.

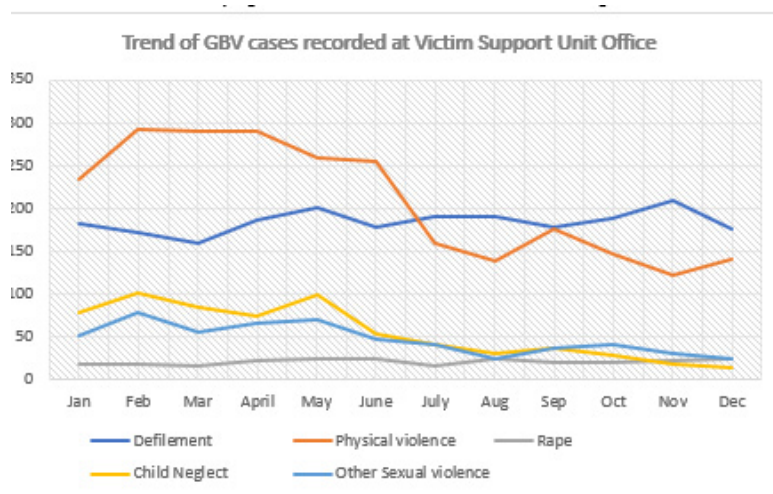


Figure 13 GBVs in 2021



Interventions under Goal 5

- Increasing responsiveness to Violence Against Women and Girls (VAWG) through enhancing coordination and capacity building at the national, district, community level, including traditional structures, resulting into significant improvements in referrals to relevant services. In 2021, Government resolved 12,000 cases of gender-based violence, up from 9,000 in 2020. The increase in number of cases resolved has been attributed to the training of first respondents of gender-based violence in all referral pathways, including: community victim support unit members; police; health officers; and the courts;
- Revamping sessions of local leaders and committee members in the community to increase the awareness of gender-related issues in the communities; and mainstreaming of gender into decision making processes at council level;
- Supporting the top GBV hot spots in 6 districts with the capacity to induce community-led interventions to tackle social norms and harmful practices; and help in case and referral management; and
- Upgrading the Child Protection Information System and the Gender Based Violence Information Management System which has helped in the provision of up-to-date data on the number of cases recorded.
- Lessons Learnt and Opportunities
- The efficient and effective utilisation of existing gender-related national policies and legislation is yielding

better results.

Gaps and Challenges

- Harmful cultural practices, and strong religious and traditional beliefs that perpetrate gender-based violence remain some of the greatest challenges in the fight against Sexual and Gender-Based Violence (SGBV). Women and children continue being victimised due to the harmful cultural beliefs and practices in their community;
- While an adequate legal framework exists, the public and non-governmental sector responses to SGBV are under-resourced, uncoordinated, and inadequate, often resulting into the poor dissemination of policies at the sub-national level;
- Inefficient data management (collection, storage, and analysis) of GBV data amongst stakeholders resulting to programming and policy decisions devoid of gender-related evidence.

Specific Recommendations

- Strengthen coordination through joint planning, implementation and review of gender interventions using PECGs;
- Prioritise the efficient and effective implementation and enforcement of existing gender-related laws; and strengthen accountability mechanisms to fast-track progress in addressing gender gaps; and
- Meaningfully engage with women and girls to address the structural drivers of gender inequality; and invest in the education of girls, social protection and health services.

SDG 6



CLEAN WATER AND SANITATION

Overview

In Malawi, 52 percent of the total disease burden has been caused by sanitation related factors. Diarrhoea alone accounts 7 per cent of under-five deaths (approximately 2,800 deaths in 2016). Recognizing the importance of access to safe drinking water and good sanitation, Malawi has strengthened efforts to address water, sanitation and hygiene challenges. These efforts have led to improvements in most of the WASH indicators. Both urban and rural communities expressed satisfaction with improved access to safe water and sanitation over the years owing it to the construction of boreholes and mass

campaigns on hygiene. Citizens however called the intensification of modern interventions of piped water which are being implemented in specific areas.

Progress

Indicator 6.1.1: Proportion of population using improved water services: 87.9 percent of population (97.9% urban areas and 86.1 percent rural areas) have access to improved sources of drinking water. Although this is a slight increase from 87 percent achievement in 2016, the long run trend suggests Malawi is likely to meet the target as in Figure 14.

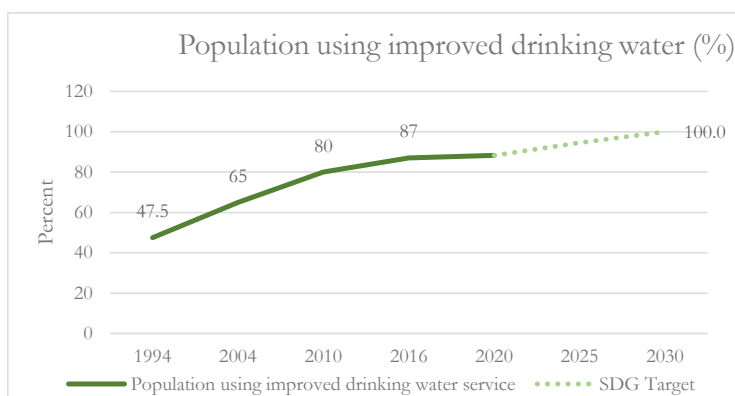


Figure 14 Proportion of people using improved water

Urban and rural households rely on different sources of drinking water. The main sources of drinking water for urban households are piped water in their dwelling or yard (41 percent) and public

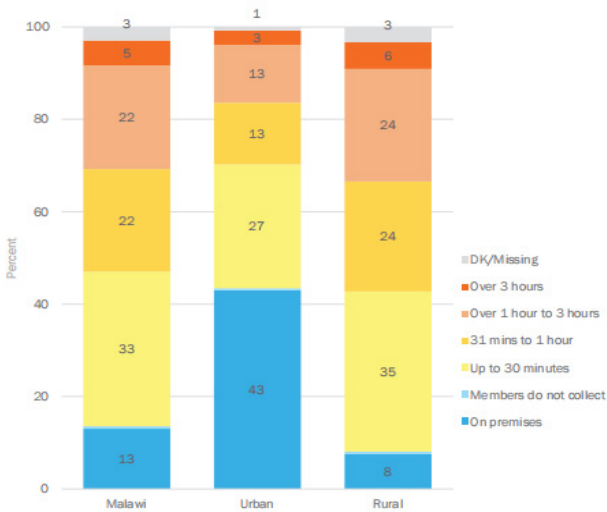
tap or standpipe (33 percent). Whereas for rural areas 55 percent rely on boreholes, 35 percent piped water and 10 percent protected wells.

Despite strides in improving availability of



safe water, some sections in Malawi walk for long distances to access water. Overall, about 27% of the population walk for over

an hour to access safe water as shown in Figure 15.



Indicator 6.2.1 Proportion of population using improved sanitation services: 80 percent of the population in Malawi uses improved sanitation facilities. The use of improved sanitation facilities is more in

the urban setting at 92 percent while in the rural areas the rate is at 78 percent
Proportion of population with a hand washing facility: At national level, 28 percent of the population uses basic

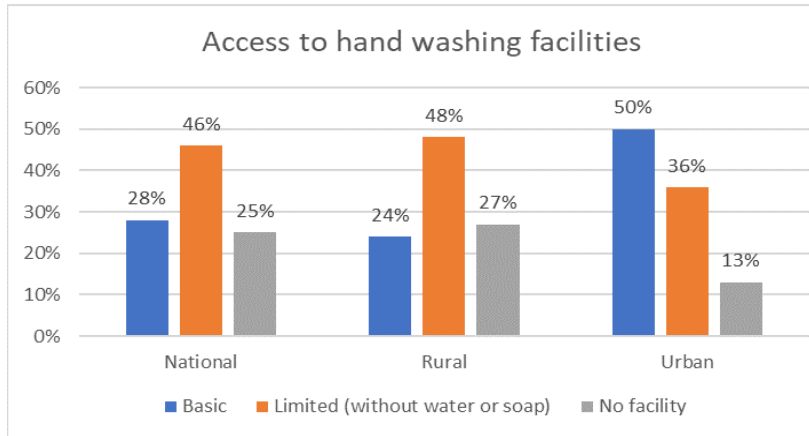


Figure 16 Proportion of population with hand washing facility

hand-washing facilities, 46 percent uses limited facility while 25 percent have no hand washing facility. The rural-urban dichotomy still exists with only 13 percent of the urban population do not have a hand washing while for rural it is as twice.

Interventions under Goal 6

- Installing gravity fed piped systems;
- Constructing multipurpose dams;
- Drilling of boreholes and installation of solar powered pumps; and
- Constructing sanitation facilities in public institutions.

Gaps and Challenges

The sector faces challenges that require urgent attention for sustained efforts:

- Frequent malfunction of water supply systems due to perpetual disasters like floods, drought, vandalism;
- Shortage of skilled artisanal and repair parts shops, especially in the rural areas;

- Outdated policy documents and a weak water supply and sanitation legislation that does not address most crucial issues affecting the WASH sector;
- Absence of an independent regulator for the water supply and sanitation sector; and
- Post ODF Slippage activities were scaled down due to COVID-19.

Specific Recommendations

- Construct disaster and climate resilient water supply systems which would withstand shocks from floods, drought etc; construct sanitation and hygiene facilities with strict adherence to standard and consideration for adverse conditions such as drought and floods;
- Create an enabling environment to incentivise private sector to supply water point spare parts and sanitation products at affordable rates; and
- Establish a regulating body to ensure there is order in the sector.



SDG 7

AFFORDABLE AND CLEAN ENERGY

Overview

Malawi's sustainable economic growth and industrial development depends on the availability of energy from sources that are affordable, accessible, reliable, and sustainable. Currently the country is grappling with shortage in power generation and supply that has led to frequent power outages and a backlog of customers who are yet to be connected. Hydro remains the main source of energy for Malawi with solar, wind and thermal (coal, geothermal and biomass) as alternative sources.

The VNR has revealed that despite limited access to national grid, the majority of households are using solar powered lamps. The challenge remains in access to cooking energy where the majority still use biomass especially firewood.

Progress

Indicator 7.1.1 Proportion of population with access to electricity: There has been an increase in proportion of population connected to the national grid from 11.2 percent in 2019 to 19 percent in 2021. Out of this, 44.5 percent of the households in the urban areas and 2 percent of the households in the rural areas have access to electricity

Indicator 7.1.2 Proportion of population with primary reliance on

clean fuels and technology: According to IHS5 and IHPS3, the proportion of the population in Malawi that use clean fuels and technologies in 2019 was estimated at just 12.4 percent. This means that a larger population of Malawi use non-clean fuel, while the use of alternative sources of energy has remained low over the past two decades. It is well known that continued reliance of non-clean fuel leads to worsening high levels of indoor air pollution and adverse health impacts.

Indicator 7.2.1: Renewable energy share in the total final energy consumption:

The use of renewable energy technologies represents a major opportunity for economies around the world when it comes to tackling climate change. Renewable energy includes energy derived from hydro, solid and liquid biofuels, wind, solar, biogas, geothermal, marine, and waste. Therefore, this indicator focuses on the amount of renewable energy consumed rather than the capacity for renewable energy production, which cannot always be fully utilized. The 2021 renewable energy share in the total final energy consumption in Malawi increased slightly to 9 percent from 7 percent in 2016.

Interventions under Goal 7

- Malawi is Accelerating electricity generation and supply with interventions covering the entire



value chain of electricity generation from various sources, transmission, and distribution. Since the last VNR, the 19.1MW Tedzani IV and 10MW Ruo-Ndiza hydropower plants were commissioned. A 60MW JCM solar power plant was also commissioned as the first ever largest solar plant connected to the Malawi Grid. Other generation and transmission projects which are already underway include the development of a 350MW Mpatamanga hydropower plant and construction of the 400kV Mozambique to Malawi Interconnector which is expected to add over 125MW into the grid using renewable energy sources.

- Malawi Rural Electrification Programme (MAREP) and Malawi Electricity Access Project (MEAP) are currently under implementation to connect at least 892,000 households to the grid. Apart from this, ESCOM Limited is also implementing other grid densification programmes targeting a minimum of 100,000 customers per year. This is expected to achieve 30 percent access through grid connections by 2026.
- Scaling up off grid systems with development of mini-grid and provision of solar systems to households which are away from the grid is expected to contribute the remaining 70% access target. To date, about 6.6% of the population has access to electricity through off grid solutions.
- To address overreliance on biomass (firewood, charcoal, agricultural and industrial wastes), Malawi is promoting

sustainable production and efficient use of biomass. Over two million clean cookstoves have been distributed and are being used in households across Malawi.

Lessons Learnt and Opportunities

- Grid densification and expansion coordinated with off-grid electrification are the most cost-effective ways of bringing electricity access to new communities;
- Availability of a long-term clean cooking strategy helps in driving sectoral transformation and avoiding deforestation; and
- Since most interventions in the energy sector are capital intensive, blending finance to reduce perceived risks and dedicating limited public finance to economically viable projects can catalyse private investment. Donor capital, grants and some concessional financing can be used in activities that are not fully commercially viable, while Market-based financing can be used in commercial activities with a lower risk.

Gaps and Challenges

- Reduced availability of power supply from renewable resources, mainly hydro, due to extreme weather events. In the first half of 2022, blackouts in Malawi increased from less than 1 hour to at least 4 hours a day. This led to a slight increase in the consumption of solid fuels;
- Increased siltation of reservoirs and blockage of turbines due to the flooding caused by deforestation, posing reliability and resilience risks



to the generation system which is dominated by hydro run-of-river plants cascaded on the Shire river. Low rainfall and dropping water levels in Lake Malawi have also contributed to significant power shortages;

- Demand planning is not updated - current sector plans go into detail on energy generation scenarios but provide a limited analysis of expected energy needs. ESCOM has been provided with the E-Terra Platform by USAID and the Plexos software by the World Bank, which should facilitate the regular development of updated demand estimates;
- Energy efficiency potential is not being captured as there is limited consumer information, low awareness, limited technical capacity and a funding deficit; and

- Existing transmission and distribution infrastructure have operated for decades without proper maintenance. The growing demand has put lots of transmission and distribution lines, and substations into overload status, leading to increased outages and posing threats to sustained economic growth.

Specific Recommendations

- Demand Side Management can play an important role in making Malawi's power system more cost effective. Efficiency projects already ongoing and committed can offer 94MW of demand saving by 2023, representing up to 18% of projected demand.
- Better forecasting and improved efficiency can drive down costs across the power sector.

SDG 8



DECENT WORK AND ECONOMIC GROWTH

Overview

MW2063 is grounded in the aspiration of inclusive wealth creation and self-reliance with the aim of transforming Malawi into an industrialised upper-middle income country by the year 2063. Malawi has, in recent years, been registering positive economic growth, albeit low due to the effects of the COVID-19 pandemic and natural disasters. The COVID-19 pandemic had a significant impact on the labour market; at its peak, approximately 9 percent of the labour force stopped working. A large share of small family-owned businesses reported earning less revenue from sales after March 2020. In addition, 88 percent of businesses in the services sector reported lower or no sales revenue. During the VNR, most Malawians, especially the youth, lamented the lack of job opportunities. According to the consultations, the situation emanated from the lack of robust industries with the capacity to generate jobs; and corruption, which resulted in underserving individuals getting jobs.

Progress

Indicator 8.1.1 Annual growth rate

GDP: Real GDP growth rate estimate for 2020 dropped to 0.8 percent from 5.4 percent in 2019, the drop being attributed to COVID-19 effects. In 2021, the economy rebounded and grew by 3.9 percent. This uptick followed the relaxation of the COVID-19 preventive measures. Consequently, the resumption of economic activities boosted growth in most economic activities, including: mining and quarrying, accommodation and food services, transportation, wholesale and retail, health, agriculture, electricity, water and gas and manufacturing. In 2022 growth is anticipated go upward reaching 4.1 percent, which is still lower than the SDG target of 7 percent. However, for Malawi to achieve the middle-income status by 2030, it is supposed to register a 6 percent growth annually. Figure 17 summarises the growth rates since 2014

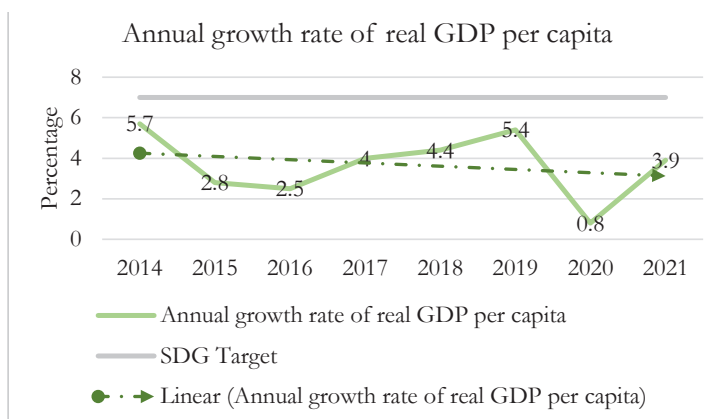


Figure 17 Malawi's Annual growth rates since 2014



Indicator 8.5.2 Unemployment rate, by sex, age, and persons with disabilities:

The population census revealed that the unemployment rate is currently at 18.5

percent, a drop from 21 percent in 2014. Unemployment is higher among females than males, at 20.3 percent and 16.6 percent respectively, see Figure 18.

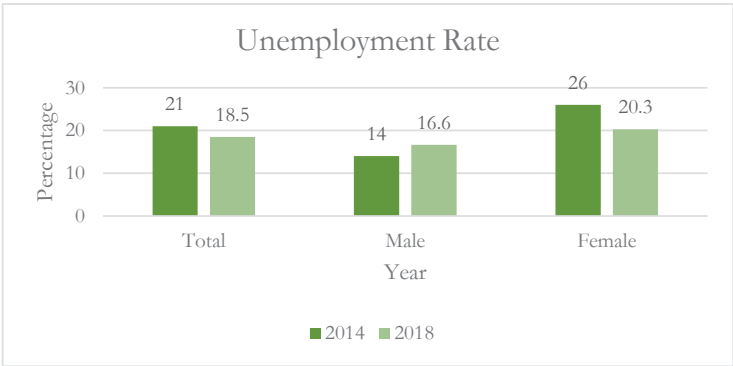


Figure 18 unemployment levels in Malawi

Indicator 8.6.1 Pr-oportion of youth (aged 15-24 years) not in education, employment, or training: Figure 19 shows that the percentage of youth who

are idle is still higher, with about 29.6 percent neither in school nor employment. Nevertheless, this is an improvement from the 31.6 percent recorded in 2017.

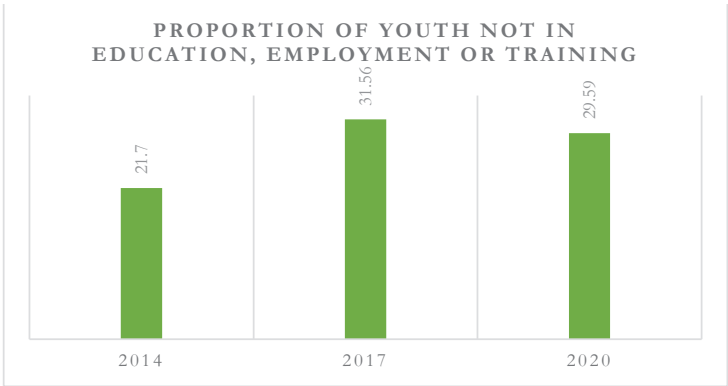


Figure 18 Proportion of youth not in education, employment or training

Interventions under Goal 8

- Introduction of youth skills development initiative through technical colleges in rural areas under the TEVET Authority under the
- Public and Private Sector Training Programmes (PPSTP);
- The ‘Jobs for Youth Project’ which seeks to economically empower young women and men for improved



employability in decent work and sustainable entrepreneurship in Malawi. The project is expected to create an estimate of 17,000 jobs by end 2021;

- Introduction of Government Youth Internship Programme for college graduates in 2018 which has been increasing annually reaching to 10,181 graduates as of 2022;
- Introduction of the Malawi Economic Empowerment Fund (MEEF) loan scheme for the youth and women from age 18 to 65 involved in small scale businesses; and
- Malawi Value Chain Addition Development program. This is a project, which intends to identify and promote value chain across the main economic programs (in agriculture, textile and mining)

Gaps and Challenges

- Growth of the economy has been negatively affected by the COVID-19 pandemic;
- Lack of resilience to shocks, which has led to the failure to provide a buffer to households' real per capita disposable income;
- High illiteracy rates among the youth, which limits the adoption of new skills and methods to improve productivity; and
- Limited access to financial services by the poor. Commercial banks lack incentives to serve the poor.

Specific Recommendations

- Invest in resilience programmes;
- Intensify financial literacy and inclusion programmes; and
- Incentivise commercial banks to serve the poor.



SDG 9

INDUSTRY, INNOVATION AND INFRASTRUCTURE

Overview

MW2063 emphasises the centrality of inclusivity and sustainability in the pursuit of industrialisation through innovation and the building of resilient infrastructure, among others. An inclusive and sustainable industrialisation drive that is underpinned by innovation will transform the economy from being predominantly consuming and importing to predominantly producing and exporting, while creating jobs and income in the process. MW2063 recognizes that economic infrastructure, specifically transport, ICT, and energy, are pivotal to accelerating the growth of the economy. During the VNR process, most Malawians bemoaned the poor state of the roads across the country. This was attributed to the lack of maintenance, and the effects of climate change. It was, however, acknowledged that there was some progress being made

in improving the connectivity of different areas through the construction of main roads; thus, contributing towards the ease of doing business.

Progress

Indicator 9.1.1. Proportion of the rural population who live within 2 km of an all-season road (%): In 2015, the proportion of the rural population living within 2 km of an all-season road was 23 percent. Several interventions have since been implemented to improve accessibility over the past seven years, including the construction and rehabilitation of paved road networks. Currently, the Malawi has about 4,772 km of paved road networks, an increase from 4,496 in 2019. Over three-fourths of the paved road network is in good and fair condition since 2019, see Figure 20.

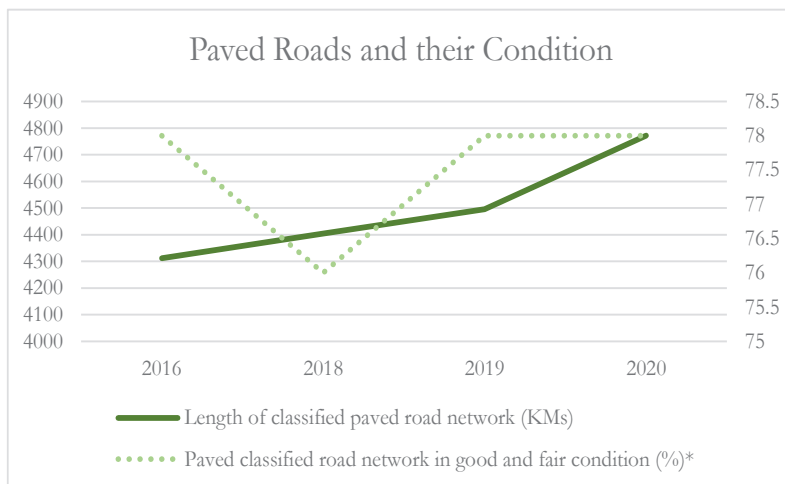


Figure 20 Status of roads in Malawi



Indicator 9.2.1.: Manufacturing value added as a proportion of GDP per capita (contribution of manufacturing to overall GDP):

Figure 21 shows that the manufacturing sector currently contributes 12.2 percent to the overall GDP.

This is an improvement from a contribution of 11.8 percent which was registered in 2019. Growth in the manufacturing sector fell from the 7.6 percent attained in 2019 to 4.2 percent in 2020. The decline in growth was largely caused by the inability of companies to import essential raw materials for

production because of the disruption in global supply chains. In 2021, growth in the sector slightly increased to 4.3 percent. The driving force behind the uptick was the improved capacity utilisation brought-on by increased demand for the country's products as the COVID-19 restrictions were lifted and normal economic activities resumed.

There is, however, need for more vibrant efforts if Malawi is to meet the target of 20 percent by 2030.

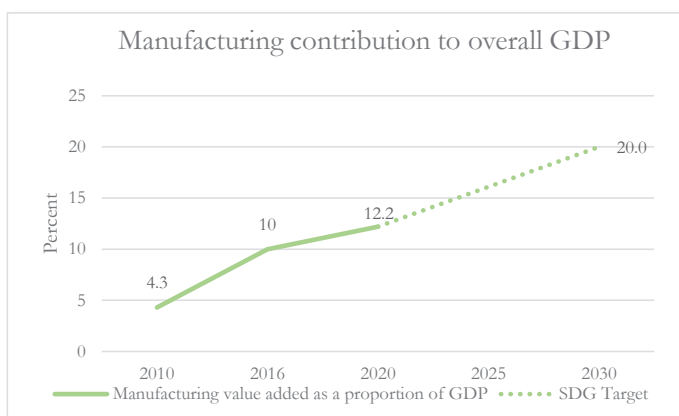


Figure 21 Status of roads in Malawi

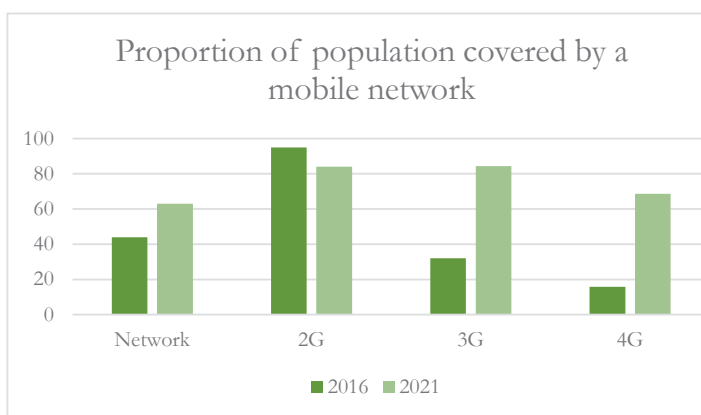


Figure 22 Proportion of population covered by mobile network



Indicator 9.c.1 Proportion of population covered by a mobile network, by technology: 2G,3G,4G: The proportion of the population covered by a network in general has increased from 44 percent in 2016 to 63 percent in 2021. There has been a drop from those covered by 2G from 95 percent to 84 percent; however, those being covered by more advanced networks of 3G and 4G have improved from 32 percent to 84.4 percent and from 15.8 percent to 68.6 percent, respectively. Based on the current trend, Malawi is more likely to meet the target of covering 100 percent of the population by 2030.

Interventions under Goal 9

- Construct and rehabilitate roads;
- Government engagement with the operators of mobile networks, leading to revised affordable internet charges;
- Provision of free Wi-Fi in key public areas such as airports, hospitals, schools, and markets; and
- Erection of towers in the rural areas through the Last Mile Rural Connectivity project to ensure broad and inclusive coverage.

Lessons Learnt and Opportunities

- Improved rural accessibility facilitates the trade and exchange of commodities. The delivery of social services in rural areas and transportation of goods generally is enhanced due to the efficiency and cost-effective benefits that are triggered by the ease of accessibility;
- Continuous engagement with the operators of mobile networks is critical to addressing affordability issues in relation to the provision of internet services;

- Effective coordination and collaboration among players in the ICT sector is key to ensuring harmonised investments and reducing the duplication of efforts; and
- Allowing competition in the ICT sector is key to reducing monopoly and addressing the market prices.

Gaps and Challenges

- COVID-19 lockdowns had a huge impact on the manufacturing and transport industry; Floods have contributed negatively towards conditions of roads and progress of construction works in several projects.
- Floods have contributed negatively towards the condition of roads and the progress of construction and rehabilitation works in several projects;
- Poor condition of airports, resulting in most airlines preferring not to operating in Malawi;
- Few players in the provision of mobile networks and internet services; and
- High data prices as compared to the regional rate have deterred internet penetration.

Specific Recommendations

- Accelerate the devolution of responsibilities to the sub-national level within the transport sector to allow for decision making and implementation at that level;
- Revamp marine transport to enhance the accessibility of lakeshore communities and ease pressure on road transport; and
- Formalise infrastructure sharing to minimise operating costs of service providers.



Bakili Muluzi Bridge (Mangochi)



Bing'u National Stadium



*Area 18
Interchange*

SDG 10



REDUCED INEQUALITIES

Overview

Malawi is particularly focusing on reducing inequality among different groups. MW2063 embodies the aspiration of inclusive wealth creation and self-reliance that seeks to ensure that all Malawians participate in and benefit from the development initiatives being implemented towards the year 2063, hence leaving no one behind. The country is making strides, though slowly, in narrowing inequality among its people. However, Malawi is lagging behind other countries in economic development and needs to accelerate economic growth for the country to catch up, and possibly move beyond. Inequality was seen to be

persistent in most communities with wealth being concentrated in a few individuals. The consultations, however, revealed that such inequality was not necessarily biased towards a specific group, but was affecting the members of the communities equally.

Progress

Indicator 10.1.1: Growth rate of household per capita expenditure:

There has been an overall increase in the household per capita expenditure since 2013, with the latest data in 2019 indicating a per capita expenditure of \$514. GDP per capita has also steadily increased since the last VNR to \$603 in 2020.

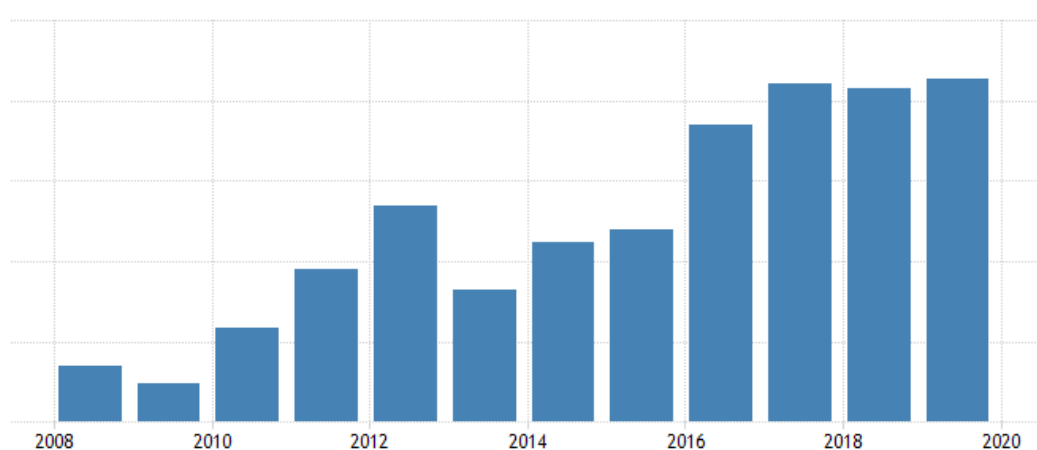


Figure 23 Household per capita expenditure



The per capita expenditure and income conceal different experiences within the population. Using the Gini Coefficient to capture the intensity of the inequality shows that inequality has declined between 2016 and 2020. The Gini Coefficient has declined to 0.379 in 2020 from 0.423 in 2017. Inequality is higher in urban areas at 0.390 compared to 0.332 in rural areas. Though there has been significant progress in curbing inequality, the state of the inequality is still a cause for concern.

Indicator 10.5.1.: Financial Soundness Indicators (Non-Performing Loans Ratio): Malawi Non-Performing Loans Ratio stood at 6.2 percent as of October 2020, compared with the ratio of 4.3 percent in the previous year. Though the rate is higher compared to the previous year, it remains in the acceptable ranges.

Indicator 10.7.1.: Implementation of well-managed migration policy: Upon successfully implementing the National Migration Policy which run from 2016, Malawi is in the process of developing the migration successor policy that will focus on efficiency and effectiveness in the management of migration to ensure the delivery of high-quality services to its migrants.

Interventions under Goal 10

To reduce inequalities among the population, Malawi is implementing a number of interventions, including:

- i. Social protection programmes which include the social cash transfer scheme, school meals programme and public works programme under the Malawi National Social Support Programme II (MNSSPII);
- ii. AIP, which aims to improve food

security at the household and national level and reduce poverty through increased access to farm inputs;

- iii. Jobs for Youth project, which seeks to economically empower young women and men for improved employability in decent work and sustainable entrepreneurship. The project is expected to create an estimated 17,000 jobs and 6,000 businesses for the youth;
- iv. Credit Initiative under the National Economic Empowerment Fund (NEEF), which aims to improve access to credit and economic opportunities for SMEs; and
- v. Technical and vocational skills development programmes for the youth that aim to capacitate the youth so that they can explore entrepreneurship, and are employable by the market-based companies.

Lessons Learnt

- Long term programmes addressing inaccessibility to education and jobs is key to sustainably address inequality in the medium and long term.

Gaps and Challenges

- Limited fiscal space for the Government to effectively deploy policies and programmes to address ravaging inequality. Most investments in social protection programmes are made by donors;

Specific Recommendations

- Reform social protection programmes to ensure that they build the capacities and capabilities of the poor and marginalised towards wealth creation and self-reliance.

SDG 11



SUSTAINABLE CITIES AND COMMUNITIES

Overview

Malawi is among the fast-urbanising countries in the world, with an annual urban population growth rate of 5.3 percent. In the period between 2011 and 2020, the urban population has sharply risen from 2,344,863 to 3,333,777 people, representing a 42.2 percent increase. It is projected that 30 percent of the population of Malawi will be mainly urban based by 2030, and the share of urban population is expected to rise to 50 percent by 2050. Managing rapid urbanisation is, therefore, necessary for the sustainable physical, social, and economic development of the cities and urban centres of the country. Consultations revealed shared sentiments across the different interest groups on the state of housing. Findings show that there has been a tremendous shift in the use of grass thatched houses to modern houses with iron sheets.

Progress

Indicator 11.1.1 Proportion of Urban Population Living in Slums: The rapid urban population growth has been largely due to high rural-urban migration. 17 percent of the urban population were migrants. The increase in urban population has brought about several challenges, including the development of slum, especially in the major cities of Malawi. 65.1 percent of the urban population was living in slums and informal settlement as of 2018, an improvement from 67 percent in 2016.

Indicator 11.3.1 Ratio of land consumption rate to population growth rate: The rapid population growth has also increased land consumption in Malawi. The high population growth has resulted into high demand for residential land and agriculture land. This is evidenced by the informal expansion of residential land development in the major cities of the country. Between 2010 and 2019, land consumption increased by 38 percent, while population growth reduced on average by 0.2 points. This is evidenced in the reduction in agriculture land by 0.7 percent, forest area by 15.6 percent and arable land by 2.6 percent in the same period.

Interventions under Goal 11

- Development of National Physical Development Plans, District Physical Development Plans, Village Physical Development Plans as well as Urban Structure Plans guided by the Physical Planning Amendment Act, 2022. Government is also developing Land Use Policy, rolling out Customary Land registration process which will control the sale of customary land, thereby controlling the land consumption rate and unplanned developments.
- The development of slum upgrading program has been initiated and is currently at an inception stage.
- Malawi has developed a Secondary City Plan to spur establishment of



well-planned secondary cities to address the needs of the increasing urban population.

- The government is constructing sports stadia and rural roads to respond to the dynamic needs of the rural urban population and deliver sustainable socio-economic development.

Lessons Learnt

- Initiatives aimed at job creation in the rural areas are vital for managing the rural-urban migration.

Challenges

- Slow pace of development and institutionalization of Physical Development Plans at all levels;
- High youth unemployment rate is a major contributor urbanization; and
- Economic instabilities.

Specific Recommendations


- Accelerate development of the identified secondary cities to offer well planned urbanization option beyond the existing cities.



Blantyre City (Southern Region)



*Proposed Designs
of Secondary Cities
in Malawi*



SDG 12



RESPONSIBLE CONSUMPTION AND PRODUCTION

Overview

Sustainable consumption and production contribute to the MW2063 aspiration of inclusive wealth creation and self-reliance by ensuring the recognition and protection of the intra- and inter-generational interests of Malawians. The pursuit of economic development within the context of MW2063 is, therefore, driven by the recognition and acceptance of the need to transition towards low-carbon and green economies. Historically, economic progress has been associated with environmental degradation, threatening the prospects for future progress, and the interests of future generations. In Malawi, growing urbanisation has brought about the challenge of waste management which, if not checked, will only worsen with the industrialisation drive espoused by the MW 2063, and negatively affect the general wellbeing of Malawians.

Progress

Indicator 12.b.1 Number of sustainable tourism strategies or policies and implemented action plans with agreed monitoring and evaluation tools: Malawi has several policies and strategies to promote its tourism industry, including: National Tourism Policy; Health and Safety Guidelines for Tourism and Hospitality Industry in Malawi; National Tourism Marketing Strategy; National Tourism Development Strategy; Ecotourism and Protected Area Management Investment Strategy; and

National Tourism Investment Plan. All these six strategies and policies have robust action plans and M&E frameworks to guide their operationalisation and tracking of progress. The recent National Tourism Investment Plan has actually identified flagship projects to be prioritised for sustained tourism development in Malawi.

Interventions under Goal 12

- Establish modern dump sites and associated infrastructure to support recycling in cities and towns within the next two years (By 2023). This shall be achieved by ensuring that there is adequate and proper waste disposal, treatment, and recycling of waste; air and water pollution management; and prudent water resource management;
- Implement the Agriculture Commercialisation project which will provide producer organisations with matching grants to increase their production and enable them procure value addition equipment and machinery;
- Create an enabling environment for the involvement and participation of the private sector in waste management. Malawi is already experiencing the emergence and flourishing of private enterprises in waste management;
- Facilitate capacity building initiatives and reorganise value chain players into formidable groups to ensure that they are commercially viable; and
- Partner with research institutions



Food production using good farming practices

and the private sector to reduce food loss and waste. Local initiatives like village grain banks, community seed revolving fund and pic bags are already effectively reducing post-harvest losses in Malawi.

Challenges and Recommendations

- Enforce adherence to the environmental protection guidelines and laws; and enhance collection and sharing of accurate data pertaining to waste management;
- Construct proper waste (solid and liquid waste) management infrastructure as the country has no properly functioning landfills, waste recycling and waste water treatment plants;
- Formalise engagement with private sector to encourage more operators; establish guidelines for data provision and safety standards;

- Explore innovative mechanisms for financing such as Public Private Partners; and
- Limited structured markets with proper storage facilities for agriculture produces has greatly contributed to post-harvest losses

Lessons Learnt

- Attempts to modify and influence consumer behaviour have proven to yield positive outcomes. This entails direct communication and the creation of awareness on the importance of reducing food loss and waste; and
- Capacity development in the form of infrastructure development, including the provision of small processing machines, education, training and extension services for farmers and all actors across the food chain, has proven to be a key tool for reducing food loss and waste.

SDG 13



Overview

Malawi is experiencing various devastating climatic shocks that have increased in frequency and intensity in the last two decades. The most notable shocks have been erratic rainfall, droughts, prolonged dry spells, floods and strong winds. This has caused a lot of socio-economic losses and damages, including the significant reduction in agricultural production, resulting in the worst food crises in specific years such as 2016, which saw 39 percent of the population being food insecure. Most recently, tropical cyclones Ana and Gombe have affected around two hundred thousand households. Households lamented the effects that climate change has had on their production as well as household income, calling for resilient interventions that will hedge them against

the effects.

Progress

Indicator 13.1.1 Number of deaths, missing persons and persons affected by the disaster per 100,000 people:

According to the Malawi Post-Disaster Needs Assessment (PDNA) of 2015, it was estimated that the number of deaths due to the 2015 disaster was 2 deaths per 100,000 people, and 3 missing persons per 100,000. The total number of affected persons by disaster was 1,101,364 in 2015. In 2022, during the tropical storm Ana, the number of affected persons is 495,967. Out of this figure, 0.1 persons per 100,000 were missing. The cyclone further led to 0.3 deaths per 100,000 people, see Figure 23. This is an improvement from the 2015 experience.

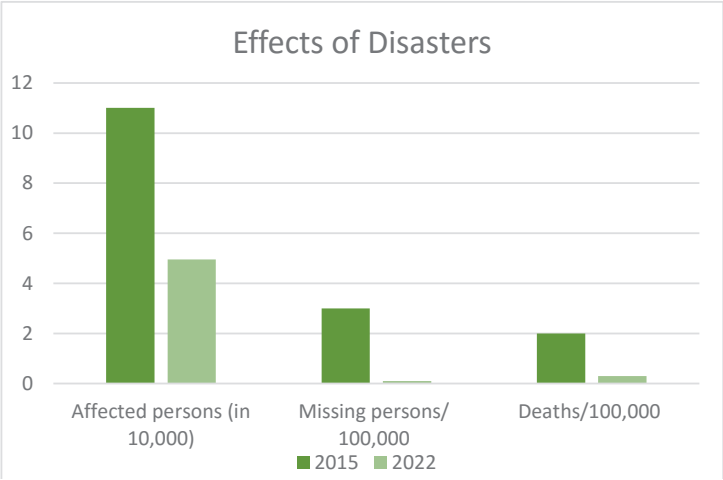


Figure 24 Effects of disasters 2015 vs 2022



Indicator 13.1.2 Adoption and Implementation of the National Disaster Risk Reduction Strategies in line with the Sendai framework 2015-2030:

Malawi has adopted and is implementing the National Disaster Risk Reduction Strategy. The National Disaster Risk Reduction Strategy (2016) is in line with the Sendai Framework for Disaster Risk Reduction 2015–2030. Currently, all local councils in the country are implementing Disaster Risk Reduction (DRR) strategies in line with the Sendai Framework 2015-2030. Malawi is one of a few countries in Southern Africa that is committed to produce annual reports in line with the Sendai Framework, and has been producing reports annually since the adoption of the Framework. Malawi also has the National Climate Change Management Policy; National Forest Policy; and National Environmental Policy.

Indicator 13.2.1 Establishment or operationalization of an integrated policy/strategy/plan which increases the ability to adapt to the adverse impacts of climate change, and foster climate resilience and low greenhouse gas emissions:

Malawi has developed and communicated the first, second and, most recently, the third national communications (2021), the first Biennial Update Report (2021) and the revised Nationally Determined Contributions (2021) in response to the global call of increased climate ambition (action) to keep the Paris Agreement Goal of limiting temperature rise to 1.5 percent alive. Further, Malawi communicated the Technology Needs Assessment Report (2020) and is in the process of formulating the National Adaptation Plan (NAP).

Interventions under Goal 13

- Develop and update Disaster Risk management (DRM) and Multi-Hazard Contingency Plans (MHCP) plans for local councils; and improve the legislative environment for by enact the Disaster Risk Management (DRM) Bill, operationalise guidelines for DRM and Standard Operating Procedures for disaster response;
- Promote production and use of legal and sustainable charcoal;
- Strengthen implementation of climate change adaptation and mitigation actions as outlined in the revised Nationally Determined Contribution (NDC)
- Promote of early warning systems especially digitisation of the same and integrate indigenous knowledge in the early warning systems.

Lessons Learnt


- Monitoring, early warning and evacuation minimises loss due to disasters

Challenges

- Poor coordination among implementing sectors at subnational level; and
- Inadequate technical capacity to implement climate change programs at subnational level.

Specific Recommendations

- Promote crop diversification which is effective in improving nutritional outcomes and assisting households to become resilient to weather related shocks; and
- Explore potential financing mechanism for climate change related projects in Malawi.



*Tropical cyclone Ana Destroys
a bridge, agricultural fields and
houses*



SDG 14



Overview

Despite being a landlocked country, Malawi has a lot of water bodies, with 20 percent of the surface area (118,484 sq. km) covered by freshwater. Lake Malawi is the largest water body in the country and has more than 1,000 endemic species of fish. Other lakes include Chilwa, Malombe and Chiuta. Lake Malawi consists of major fishing grounds for both small-scale and large-scale fisheries, including ornamental or aquarium trade, pair-trawl and stern-trawl.

The fisheries sector contributes significantly to food and nutritional security, livelihoods of the rural population, and the economic growth of the country. Currently, over 67,222 people are directly involved in fishing, mainly for commercial purposes, while nearly 15,465 farmers practice fish farming across

the country. Along the value chain, over 500,000 people, including women, derive their livelihoods from fish processing, marketing, boat building, engine repair and fishing input supplies. Unsurprisingly, fish contributes over 60 percent of animal protein to the national diet, and 4 percent to the GDP.

Progress

Indicator 14.1.1 Index of coastal eutrophication and floating plastic debris density: The fisheries sector collects water quality data to determine the level of eutrophication. From 2014 to 2021, the data collected indicates that, in terms of phytoplankton biomass, the southern region of Lake Malawi is more productive than the central and northern regions. Figure 24 shows improvements/maintenance of the water quality over time.

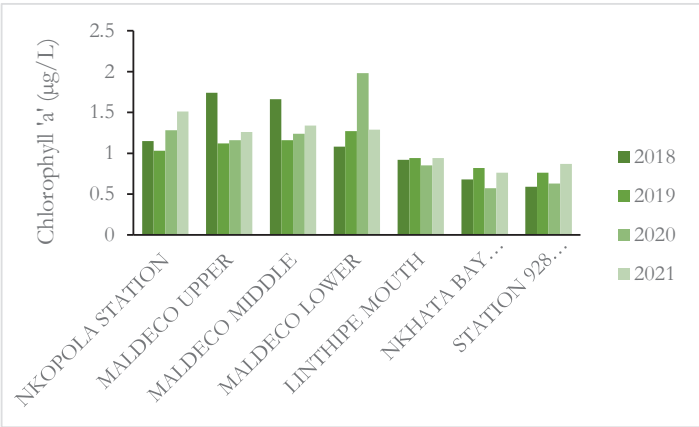


Figure 25 Index of coastal eutrophication



Indicator 14.3.1 Average marine acidity (pH) measured at agreed sites of representative sampling stations:

Average marine acidity (pH) measured at agreed sites of representative sampling stations: In terms of acidity, pH values for

Lake Malawi have generally ranged from 6.5 to 8.9, which is within the environmental protection standards as shown in Figure 25. Malawi continues to ensure that the pH is maintained within 8.5.

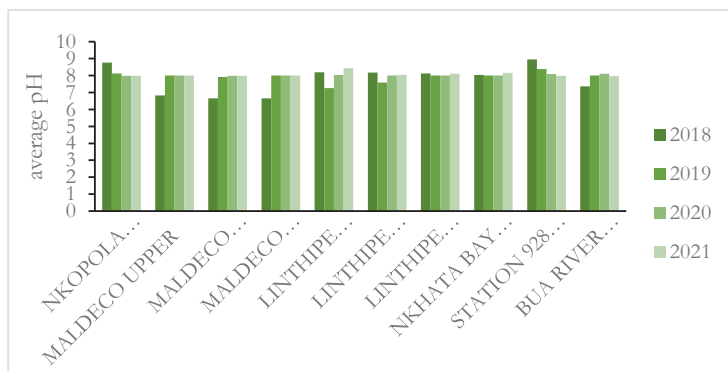


Figure 26 Average marine acidity

Indicator 14.4.1 Proportion of fish stocks within biologically sustainable levels (capture fisheries):

An analysis of the fish catch and aquaculture data shows that production has been on the increase annually since 2010 to 2021, with fish landing values ranging from 95,724 to

173,480 tonnes. The total fish production has contributed greatly to the per capita fish consumption for Malawians. While the consistent increase in national aquaculture production is encouraging, the growth rate is far below the required rate if the production target of 20,000 metric tonnes is to be achieved.

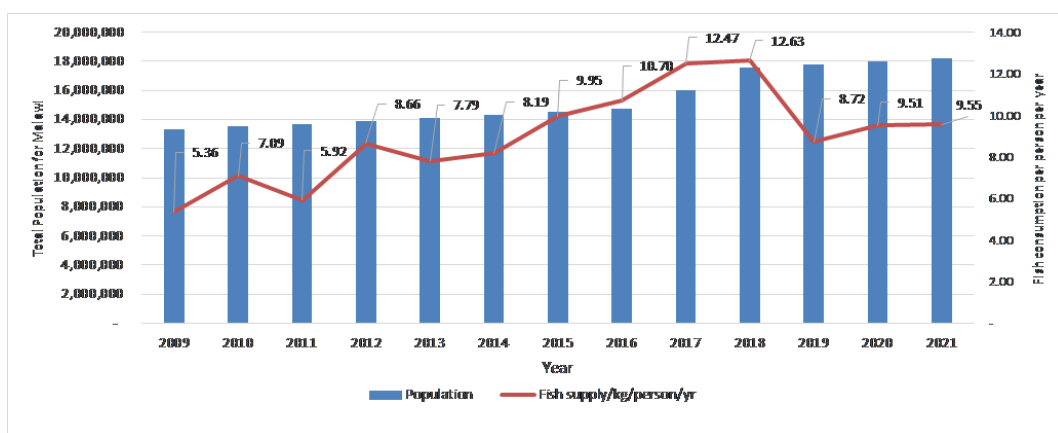


Figure 26 Per Capita Fish Consumption



Interventions under Goal 14

- Aquaculture Development Project - whose overall goal is to promote economic development through increased fish production from fish farming with the active participation of various stakeholders, particularly the private sector;
- Sustainable Fisheries, Aquaculture Development and Watershed Management;
- Aquaculture Value Chain Project - whose aim is to support the development of Malawi's aquaculture sector in select regions to increase the availability of fish products and income from sustainably operated small and medium size aquaculture businesses;
- Restoring Fisheries for Sustainable Livelihoods Project – whose aim is to conserve Lake Malawi's freshwater biodiversity and restore capture fisheries' productivity in the lakeshore districts;
- Scaling-up the use of modernised climate information and early warning systems; and building climate change resilience in the fisheries sector; and
- Developing fisheries and aquaculture infrastructure.

Gaps and Challenges

- Unavailability of data in the sector;
- Low participation of the private sector in the aquaculture value chain;
- Limited accessibility to high quality farm inputs such as floating feed and fingerlings;
- Low adoption of fish farming husbandry by the majority of farmers;
- Lack of a legislative framework to support the implementation of the on-going Vessel Monitoring System (VMS) for the large-scale fishers on Lake Malawi;
- Inadequate capacity support to fisheries infrastructures such as fish landings, processing and marketing along the fish value chain;
- Emergence of fish diseases such as the Epizootic Ulcerative Syndrome, and the extended winter season affected the production of fingerlings and table size fish;
- Overreliance on natural resources for livelihoods due to high population growth and an undiversified economy; and
- Climate change - poor distribution and amount of rainfall affects water levels, threatening the ecosystem in water bodies.



Mulunguzi Dam on Zomba Plateau



Lake Malawi



Shire river in Majete Game Reserve



Cichlids in Lake Malawi

SDG 15



Overview

About 80 percent of the population in Malawi lives in rural areas and depend on natural resources to sustain their livelihoods. The forestry sector has become a major contributor to household incomes as it provides energy, food, timber, and non-timber forest products. Industrial growth has long been associated with increased pressure and demand on land, and the pollution of water and air. Poor Industrial waste management, coupled with the loss of forest cover, have increased the risk of destruction on flora and fauna and endangered species. Malawi has to ensure that urbanisation and industrialisation is achieved in a manner that preserves the environment. The pursuit of economic development will,

therefore, require a sustainable approach to the exploitation of the environment that recognises, embraces and protects intra- and inter-generational interests.

Progress

Indicator 15.1.1: Forest area as a proportion of total land area: Malawi's forests and woodland have degraded at an alarming rate. Between 2000 and 2020, the country lost around 8.9 percent of its forest area as a proportion of total land area, see Figure 27. Since the last VNR, Malawi has lost 0.4 percent of its forest land. Key causes of forest loss include the expansion of agriculture land; unsustainable charcoal production; and expansion of residential areas.

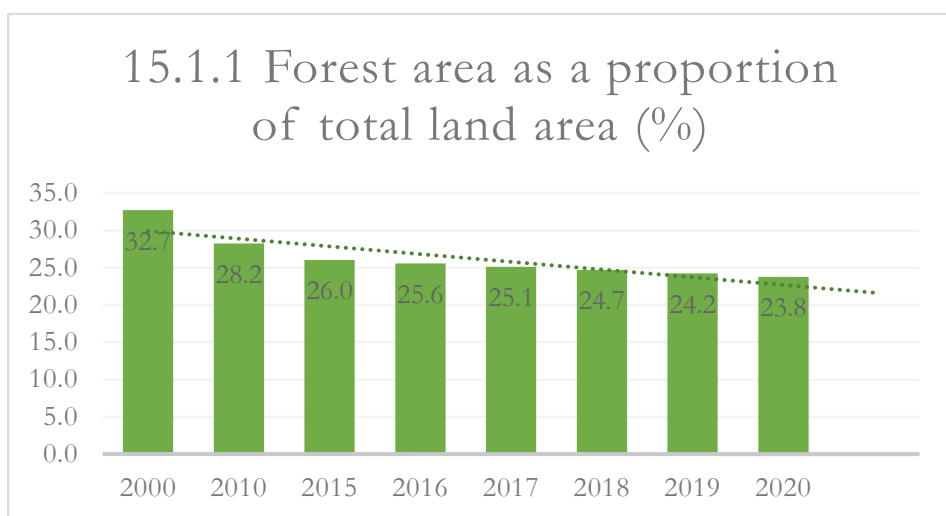


Figure 27 Forest Area of Total Land



Indicator 15.5.1: Red List Index:

The Red List Index measures change in aggregate extinction risk across groups of species. It is measured on a scale of 0 to 1, where 1 is the maximum contribution that the country or region can make to global species survival. In Malawi, the index has increased from 0.81 in 2001 to 0.82 in 2021.

Indicator 15.7.1 Proportion of traded wildlife that was poached or illicitly trafficked:

Malawi continues to take urgent and decisive action to end the poaching and trafficking of protected species of flora and fauna and address both the demand and supply of illegal wildlife products. The proportion of traded wildlife that was poached or illicitly trafficked has since decreased from 85 percent to 40 percent.

Interventions under Goal 15

- Continue with the conservation and sustainable management of forest reserves, with 54,422,077 trees having been planted in 2021 and 42,228,748 in 2022. Similarly, the area under natural regeneration was 9,437.92 ha in 2021;
- Intensify efforts to control charcoal production by, among others, promoting the sustainable production of legal charcoal using eucalyptus trees and enforcing relevant legislation to curb illegal charcoal;
- Advance apiculture and other forestry-based enterprises as an alternative livelihood from charcoal production;
- Enhance national land titling to promote tenure security and sustainable development; and
- Introduced the wildlife crime investigation unit and Inter-Agency Committee on combating wildlife crimes.

Challenges

- Increasing population exerting pressure on the natural resources;
- Real threat of extinction of major animal species; and
- Encroachments in protected forest areas and on customary estates.

Recommendations:

- Continue awareness campaigns on the dangers of deforestation through village chiefs and CSOS;
- Promote access to sustainable energy sources such as solar powered equipment and efficient energy technologies such as chitetezo mbaula through fiscal incentives, especially towards marginalised and vulnerable households; and
- Enhance alternative livelihood options for communities that heavily rely on forests for livelihood; and promote forest-based enterprises such as apiculture, curios, and mushroom production, which provide a symbiotic relationship with forest Increased penalties of tree cutting.



Malape Pillars in Machinga District

SDG 16



PEACE JUSTICE AND STRONG INSTITUTIONS

Overview

Over the last two and half decades, Malawi has spearheaded governance reforms to consolidate peace and the rule of law; build strong and accountable public institutions; and create a safe, stable environment conducive for investment and growth. This has enabled Malawi to enjoy a strong comparative advantage in the region as a politically stable constitutional democracy with a strong sense of the rule of law. This could largely be attributed to the broadly reconciliatory process as Malawi transitioned into multi-party democracy in 1994, which led to the formulation of one of the most inclusive and progressive Constitutions. Malawi's score on the Ibrahim Index of African Governance (IIAG) is 51.5, higher than the average score for Africa at 48.8.

The consultations showed that most perceived an improvement in the security of their areas; except in relation to persons with albinism who remained apprehensive and unsure of their safety and wellbeing despite acknowledging the efforts being made towards enhancing guaranteeing their safety.

Progress

Indicator 16.3.2 Unsented detainees as a proportion of overall prison population: Malawi has

retrogressed in ensuring that no one is detained without being sentenced. In 2014, about 14 percent of the prison population was unsentenced; currently, the figure has increased to 22 percent. There is, therefore, need for the country to intensify efforts towards the sentencing of detainees to reverse the trend.

Indicator 16.9.1 Provide universal legal identity (birth registration):

Significant progress has been made in birth registration, both in term of the legal and policy framework, and of building capacity and raising awareness on the need to increase birth registration in Malawi. Malawi has a standing regulation that ensures that any child born in a public or private health institution is automatically registered.

Indicator 16.10.2 Public access to information and protect fundamental freedom:

Malawi has enacted appropriate legislation and developed the necessary regulations and guidelines to guarantee access to information, operationalised on 30th September 2020. The Access to Information Act, which was fully operationalised in January 2021, provides step by step procedures that are to be followed by information holders as well as information users in the exercise and fulfilment of the right



to accesses to information. The Human Rights Commission has since carried out a number of awareness raising and capacity building initiatives to ensure popularisation and smooth operation. In addition, over 5000 copies of the Act, which includes the Regulations, have been distributed. The Act has also been translated into one vernacular (Chichewa) language to facilitate inclusive awareness. Despite the efforts being made, it is worth noting that most people are still not fully aware of what is required for one to request for, and access information.

Indicator 16.a.1 Existence of independent national human rights institutions in compliance with the Paris Principles: In compliance with the Paris 21 Principles, Malawi established an independent national human rights institution, the Human Rights Commission, under the Human Rights Commission Act, with the broad mandate to promote and protect human rights, including the investigation of human rights violations. Recently, the Human Rights Commission received additional mandates to oversee the implementation of the Gender Equality Act and Access to Information Act following their enactment in 2014 and 2016 respectively.

So far, Malawi has registered considerable progress in the investigation of politically linked murder cases, abductions and killings of persons with albinism, and sexual harassment in the workplace, among others. Currently, slightly over 60 percent of Malawians are aware of one or more human rights and the

correlative duties of the State, and their corresponding responsibilities.

Interventions under Goal 16

- Enhance, consolidate and protect the independence and operations of governance institutions, especially their financial and human capacities;
- Enhance efficiency in the provision of public services by continuing with the implementation of the Public Sector Reform programme; and
- Improve governance systems through mind-set change programmes, citizen empowerment and implementation of the Access to Information Act.

Challenges

- Few police officers to effectively provide security to citizenry. Currently, police officers to population ratio is 1:3745 against the recommended ratio of 1:500;
- Weak data systems have limited the ability of the country to frequently track implementation progress and status of governance indicators; and
- Access to justice is still a challenge as evidenced by the low percentage in people accessing justice delivery institutions.

Recommendations

- Facilitate coherent coordination of human rights programming and implementation; and
- Develop and implement mechanisms for tracking regional and global commitments, including national development agenda.

SDG 17



PARTNERSHIP FOR THE GOALS

Overview

Partnerships at the global and national level are key to accelerating the achievement of the SDGs. At implementation level, an action in one area of the SDGs will affect outcomes in the others; and the pursuit of development must, therefore, balance the social, economic, and environmental dynamics to be truly inclusive and sustainable. This has been identified as key to achieving the pledge to “Leave No One Behind”. The achievement of the SDGs, therefore, requires a multidimensional and integrated approach that is underpinned by strong partnerships, collaboration and coordination at various levels. Thus, partnerships between governments, private sector, civil society, and peoples are necessary. Multi-stakeholder partnerships are an important tool for mobilising and sharing knowledge, expertise, technologies, and finances for the implementation and achievement of SDGs.

Progress

Indicator 17.1.1 Total Government Revenue as a proportion of GDP:

There has been a decline in total Government revenue as a percentage of the national GDP, mainly due to the economic slowdown as a result of COVID-19 pandemic. This has seen the percentage of revenue to GDP decline to 16.5 percent in 2020/21 from an average of 19.9 percent of GDP in 2019/2020, see Figure 28. Malawi is, therefore, unlikely to meet the target of 50 percent by 2030. As a way of improving the situation, Government has developed the Domestic Revenue Mobilisation Strategy (2021-2026). The objective of the Strategy is to ensure stability and transparency in the revenue policy-making process and reduce dependence on external and domestic loans while implementing increased fiscal discipline

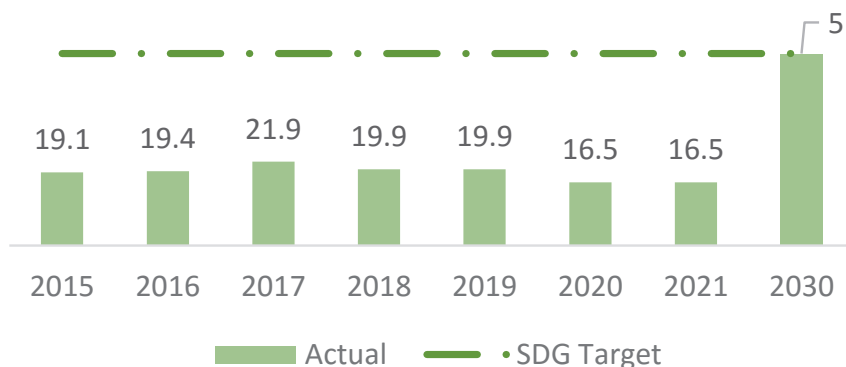


Figure 28 Government Revenue as Share of GDP



and control.

Indicator 17.1.2 The Proportion of Domestic Budget funded by domestic taxes: The proportion of domestic budget funded by domestic taxes: The proportion of the domestic

budget funded by domestic taxes has declined to 48 percent in 2020/2021 from 51 percent in 2019/2020 due to the economic slowdown in industrial and commercial activities occasioned by the COVID-19 pandemic, see Figure 29.

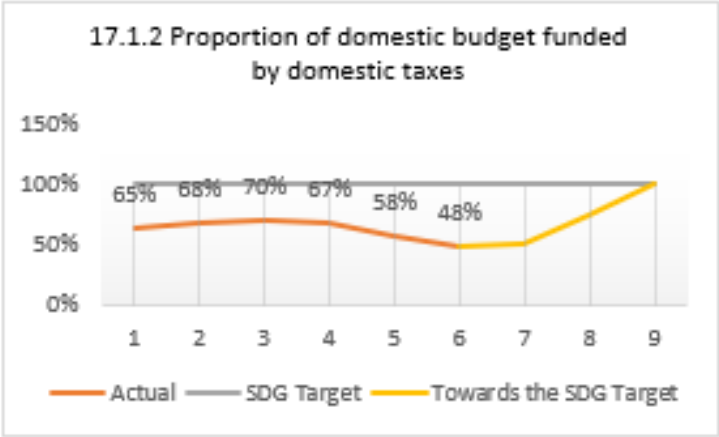


Figure 28 Proportion of domestic budget funded by domestic taxes

Indicator 17.8.1 Proportion of Individuals using the Internet: The proportion of individuals using the internet has increased to 14.6 percent in 2020 from 13.8 percent in 2017. The pace of improvement is, however, considered slow for Malawi to meet the SDG target of 100 percent by 2030. Besides, household and individual mobile phone ownership, which stood at 36.5 percent and 43.2 percent respectively in 2020, remains lower than the average Southern African regional score. Low mobile phone ownership is primarily due to the high cost of ICT products and services. In addition, computer usage and ownership remain low in Malawi, with only 3.5 percent of households owning a working computer and only 2.8 percent of individuals owning a personal computer.

Indicator 17.18.3.: Availability of a National Statistical Plan that is fully funded and under implementation: Malawi has made great strides in ensuring that the National Statistical Office implements the National Statistics Act. However, data availability, especially administrative, is a key challenge. The number of development indicators without updated data, therefore, remains high.

Interventions under Goal 17

- To provide oversight on the implementation of development plans, including the SDGs, Malawi has instituted Pillar and Enabler Coordination Groups (PECGs) whose objective is to ensure the smooth and coordinated implementation of development



plans. Government will take leadership of the PECGs, including in the financing of the operations of the PECGs. The membership of the PECGs comprises MDAs, councils, CSO/NGOs, private sector, academia, and development partners;

- Malawi developed the COVID-19 Socioeconomic Recovery Plan (SERP) to assist the country to effectively recover and build back better from the adverse impacts of the COVID-19 pandemic through strategic and catalytic interventions;
- Malawi has developed and is rolling out the 2021-2026 Digital Economy Strategy to increase internet usage; ensure that 95 percent of the population has broadband coverage; and increase device ownership by 2026 through policies and interventions that leverage digital technologies;
- The Government continues to strengthen the Government Wide Area Network (GWAN) by switching to fibre optic internet;
- To foster multi-stakeholder partnership, the Government piloted extra-budgetary reporting to document aid channelled through NGOs, philanthropies, and religious institutions, among others.
- The National Statistical Office is implementing the 2019-2023 National Statistical System Strategic Plan; and developed and disseminated the 2019-2020 Multiple Indicator Cluster Survey (MICS) and the Multidimensional Poverty Index Report; and
- The National Registration Bureau

(NRB) issued more national IDs and established linkages with public and private sector institutions to improve operations and transparency.

National ID as a game changer towards saving of Government resources, eliminating fraud and improving service delivery

Sixteen MDAs and private sector institutions linked to the National ID system as a tool for authentication and verification citizens. The Ministry of Finance carried out a physical pensioners verification exercise that resulted in savings of US\$513,907 (MK388 million) per month after removing from its payroll 4,024 pensioners who failed to present their national identity cards. The Ministry of Agriculture saved US\$27 million after removing at least 600,000 ghost farmers identified in the 2020/2021 Affordable Input Programme (AIP) through use the National ID Cards. Furthermore, the number of high-level fraud cases in the private sector decreased from 7 in 2020 to 2 in 2022 since the linkage of the National ID to the Commercial banks and SIM cards for mobile phones.

Lessons Learnt and Opportunities

- The digital revolution, as evidenced by the interlinked ecosystem of the National ID with MDAs and the private sector, has potential to improve service delivery and reduce economic crimes;
- The VNR consultations revealed that the youth and other marginalised groups are unaware of the SDGs;
- Most sectoral plans and District Development Plans (DDPs) expired



and have not been fully aligned to MIP-1. This is an opportunity for NPC, relevant MDAs, and District Councils to ensure that the sectoral plans and DDPs are aligned to MIP-1, SDGs, and the 2063 Africa Agenda; and

- The new Integrated Financial Management Information Systems (IFMIS) is an opportunity to enhance effective and efficient financial management, especially payments, banking, accounting, reconciliation, and timely reporting.

Gaps and challenges

- The availability of administrative data, including disaggregated data remains a challenge in various sectors;
- Affordability in both acquiring and using ICT products and services is a major challenge and barrier;
- While there have been great strides to foster multi-stakeholder partnerships at all stages, still there is limited knowledge among duty bearers on SDGs and the systems and mechanisms for demanding accountability; and
- With respect to finance and trade, the Russia-Ukraine conflict, on top of COVID-19 and the disasters due to tropical storms, presents an added risk with the real potential to significantly worsen the growth prospects of Malawi and bring forth adverse socioeconomic impacts on various groups in society. The sharp increase in food prices, inflation, and increased cost for social and basic service delivery are already evident because of the skyrocketing global energy prices due to reductions in oil supply owing to sanctions on Russian oil and gas.

Specific Recommendations

- Government, development partners, and CSOs should intensify collaborated advocacy, and public awareness engagements on SDGs in the ongoing and planned interventions;
- E-governance and digitalisation has not been fully harnessed to improve business operations and transparency. The Ministry of Finance and Economic Affairs should promote e-governance and digitalisation to enhance expenditure control measures in the public sector and seal the loopholes that aid financial abuse while improving the efficient utilisation of resources;
- The Ministry of Finance and Economic Affairs should promote innovative financing strategies to boost Government revenue to finance infrastructure development through issuance of long-term bonds and deployment of financial instruments such as pension funds;
- The Ministry of Finance and Economic Affairs, in collaboration with relevant MDAs, development partners, and CSOs should develop short- to long-term measures and policy prescriptions to address the effects of the Russia-Ukraine conflict on Malawi; and
- The Ministry of Finance and Economic Affairs, NPC, NSO, and relevant MDAs should devise a clear action plan to initiate data collection exercises to ensure data for SDG indicators in the M&E frameworks/MISs of MDAs are updated to facilitate performance monitoring.

5.0

MEANS OF IMPLEMENTATION

5.1. General Modalities for SDG implementation

The implementation of SDGs requires multi stakeholder participation and sufficient financing of interventions at both national and subnational levels. Malawi has domesticated the SDGs in the long-term and medium-term development plans, MW2063 and MIP-1 respectively.

This arrangement went down to the local councils where the SDGs are mainstreamed into the district and city development plans as well as community development plan. To ensure successful implementation of these national development plans and local plans that have mainstreamed SDGs, various modalities have been put in place.

Since the SDGs are integrated in the MIP-1, all the 17 goals have been aligned to the national priorities. This therefore ensures that the SDGs are integrated in the national budget framework through MIP-1. Through programme-based budgeting, all sectors, ministries, departments, and agencies of government align their programmes budgets to the MIP-1 and SDGs. This

ultimately ensures that implementation of SDGs is done effectively.

5.2. Financing for SDGs

The development partner's community in Malawi which continues to play a key role in financially supporting the implementation of SDGs. Some of the notable key initiatives by the development partners is the Joint SDG Fund which seeks to strengthen the Malawi's financing architecture to accelerate implementation of the SDGs. The programme is using two streams of intervention, the top-down establishment of Malawi's Integrated National Financing Framework (INFF) and the bottom-up strengthening of the local level Public Finance Management, service delivery and financial accountability systems. The INFF is being used to mobilize and catalyse resources and investments, public and private, to fund its development plans and deliver the SDGs. More importantly, the INFF will provide the Government with a clear assessment set of options and of policy interventions to finance the unlocking of the country's development potential. Second, the



programme will seek to improve the financing structures supporting essential social services at local level by investing in evidence generation on the costs and funding gaps. Furthermore, the Malawi government, Development Partners (DPs), and the United Nations (UN) developed an SDG Acceleration Fund. The Fund is a financing coordination mechanism where joint priorities are set, and the mobilization of resources is done for key interventions and related national priorities.

5.3. Underlying assumptions/ conditions

To ensure that Malawi accelerates the implementation of the SDGs, the following conditions be pursued.:


Governance

Effective governance will provide an enabling environment for sustainable national development. Malawi aspires for effective and efficient governance systems with strict adherence to the rule of law, a remarkable dent on ending corruption by improving on the Corruption Perception Index (score) from the current 31 (2019) to at least 42 by 2030. Malawi will need to protect, sustain, and enhance the justice and peace that protects individuals’ human

rights and civil liberties. This will entail, amongst others, having strategies that will ensure independent and well capacitated governance institutions and adherence to the rule of law by duty bearers.

The world ranking on Rule of Law (percentile rank) will have to improve from 43 in 2019 to at least 55 by 2030. Moving forward, the Mo Ibrahim Index of African Governance will need to improve from the current score of 55.8 percent to at least 60 percent by 2030. At the global level, Malawi will have to improve the percentile World Governance ranking from 32nd in 2019 to at least 40th position by 2030. On economic governance, the country is targeting to have a stable macroeconomic environment with a minimum of 6 months of import cover by 2030, from the current less than 2 months import cover.

The country also targets to reduce the crime rate from 1.7 percent in 2012 to below 1.1 percent by 2030. Relatedly, the global peace ranking will improve from 59 in 2020 to below 35 by 2030. This will provide a safe and peaceful environment which could also attract private investment to boost the economy.

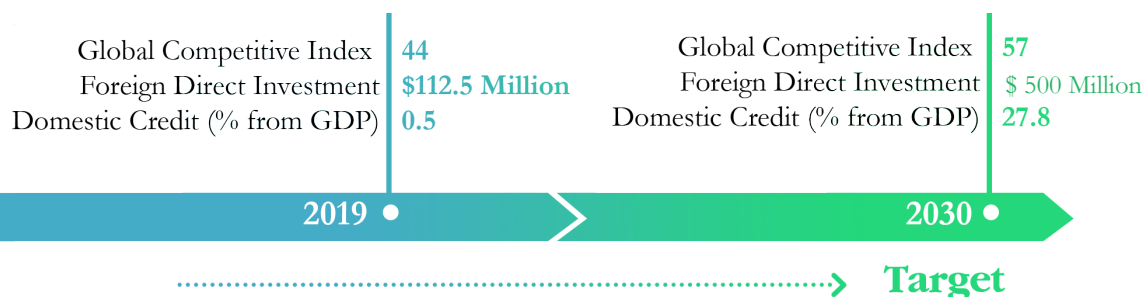




Private Sector Engagement

Considering the importance of the private sector achieving the SDGs, Malawi will aim to create a private sector that is dynamic and competitive to facilitate the structural transformation of the economy and catalyse the development of a vibrant and significant “middle class.” The aim is to improve the country’s global competitive index from 44 in 2019 to at least 57 by 2030; increase Foreign Direct investment (net inflows) from \$112.30 million in 2019

to at least \$500 million by 2030; and improve the domestic credit to private sector (percent of GDP) from 0.5 percent in 2016 to at least 27.8 percent by 2030 of GDP. This will be done by ensuring that the business environment in Malawi is enhanced and competitive for both local and foreign investments. To deliver all this, the government must create a business environment that will encourage inclusive private sector participation.



Public Service Delivery

The government of Malawi is already implementing a Public Sector Reforms Program with a view of improving service delivery and restoring public confidence.

“In order to accelerate the achievement of SDGs, Malawi will continue to implement the reforms program

The Public Service has a well-developed Public Service Charter that emphasizes on institutionalizing a responsive public service which can dutifully serve the people and enable them to meet their legitimate expectations. The Charter outlines key Public Service values and fundamental principles on the public

service and serves as reference material for the promotion of high-quality standards of public service. In order to accelerate the achievement of SDGs, Malawi will continue to implement the reforms program. This will ultimately lead to improved quality of public service delivery, thereby improving the implementation of key public programs that accelerate the attainment of the agenda 2030 goals.

Managing Fiscal and Economic Impact of COVID-19 Pandemic

Malawi launched the COVID-19 Socioeconomic Recovery Plan (SERP) on 21 December 2021. The SERP is the Government’s plan to recovery and restore the economy and livelihoods from



the adverse impacts of the COVID-19 pandemic. It has an implementation period of three years, from 2021 to 2023. The multidimension impacts the COVID-19 pandemic has had in Malawi poses a risk against attaining the country's development aspirations as stipulated in Malawi 2063 as well as the SDGs. The SERP, thus, provides strategic socioeconomic interventions to address the multidimensional impacts of the COVID-19 pandemic. It is believed that the implementation of the SERP which is now underway will assist in achieving one of SERP's objective which is to provide remedial strategic interventions that will set Malawi back on course on its efforts to actualize the Sustainable Development Goals (SDGs) by 2030. The drive towards building back better and green is key to the recovery from COVID-19 impacts. Considering that the recovery from COVID-19 is wreaking havoc in the midst of climate change calamities. It is therefore very critical that all development programmes aimed at quick recovery are green and climate sensitive.

5.4. Monitoring Evaluation and Review Mechanisms for SDGs

The monitoring and evaluation of the SDGs in Malawi is done collectively with the aim to assess the collective performance in respect of 'delivering as one.' At the national level, SDGs will continue to be monitored through National SDGs Reports (NSDGRs). High levels of alignment of MIP-1 to SDGs at goal, target and indicator levels enables Malawi to streamline reporting needs of SDGs and MIP-1. PECGs

with leadership of sectoral ministries and technical support from development partners and NPC monitor planning, financing and execution of interventions at goal level.

“The government has put much focus on evaluations to assess and determine progress towards achievement of SDGs for the country.”

The MIP-1 Annual Progress Reviews are the main vehicles through which SDGs are reviewed and reported on annually. The review process recognizes the importance of a multi-stakeholder approach not only for implementation, but also for monitoring and evaluation.

The government has put much focus on evaluations to assess and determine progress towards achievement of SDGs for the country. The government understands that monitoring of targets alone is not enough. The evaluation of programmes by examining the results chain, processes, contextual factors, and causality, using OECD/DAC criteria of relevance, coherence, effectiveness, efficiency, impact, and sustainability is encouraged. The government will encourage high quality evaluations that will provide credible, useful, evidence-based information that enables the timely incorporation of its findings, recommendations, and lessons into the decision-making processes of organizations and stakeholders as they implement the SDGs.

6.0

CONCLUSION AND GENERAL RECOMMENDATIONS

Malawi has been implementing SDGs since 2016 after ratification by all UN member states. When the benchmarking process took place in 2016, Malawi started to put in place mechanisms to increase awareness among stakeholders and the general public but also to improve institutional capacity for effective and coordinated implementation and monitoring. The implementation of SDGs has been multi-stakeholder and participatory ensuring involvement of all stakeholders including marginalized people. Principle of leaving-no-one behind has infused in the Malawi 2063, and well captured in the inclusive wealth creation and self-reliance.

The integration of the SDGs into the national and sectoral policies has not only helped to enhance implementation of the SDGs related interventions but also the streamline of monitoring, evaluation and reporting at all levels using national structures. Development partners and non-government organizations including the private sector have been party to the implementation of SDGs.

As this VNR has revealed,

implementation progress on SDGs is mixed. The country has made significant progress on goals 2, 3, 4, 6, and 14 with moderate progress on goals 5, 7, 8, 9, 13, and 17. If the momentum is sustained, Malawi is likely to meet targets of these goals. However, there is little or no progress on goals 1, 10 and 15. Malawi will need to take well focused and prioritised interventions to reignite progress in these goals. In goals 11, 12, and 16 there was no sufficient data to assess progress.

Successes so far registered have been dwarfed and affected by the various calamities especially climate-induced disasters and the COVID-19 pandemic. While the impact of the SDGs is being recognized at national and sub-national levels, the feeling at community level especially among the vulnerable groups is that the progress is too low to impactfully uplift their plight. This therefore requires strong will to embrace paradigm shift towards wealth creation drive as most sustainable and efficacious approach for poverty reduction.

Development partners' support towards the planning and implementation of



development plans both at national and international levels has been commendable including towards this VNR process. The formulation of the 2022 VNR was consultative which included state and non-state institutions, including general public. Various platforms were used including physical meetings, workshops, phone-in radio programs and key informant interviews.

A lot of local-driven initiatives on the SDGs were noted during the review, coupled with government-led interventions. All the initiatives that are working well need to be scaled up so that they can be replicated in other areas.

General Challenges and Recommendations

Although Malawi has made some progress in the implementation of SDGs, there are challenges that the government and stakeholders must address to accelerated achievement of SDGs. Some of the key challenges include:

- The recurring impacts of climate change which include the flash floods, heat waves and erratic rainfall. These retard or reverse strides that are already made in the national development;
 1. Enhance institutional capacity for Malawi to access climate change financing opportunities
 2. Strengthen early warning systems through digitization, modernization of indigenous knowledge and efficient dissemination of weather updates
- 3. Build household and community resilience through adoption of climate smart technologies including efficient energy technologies, climate smart agriculture etc.
- 4. Increase access to financial products especially weather index insurance
- Low industrialization rate which affects the pace at which SDGs 1, 8 and 9 are progress is worrisome
 1. Reform institutional bottlenecks that affect ease of doing business.
 2. Provide non-fiscal incentives to potent industries like mining, pharmaceuticals, and garments for private sector to thrive
- COVID-19 has not only devastated health sector but also social cohesion and economic development. The slowing down of economic activities and loss of jobs in key sectors especially tourism and manufacturing has negatively affected progress on achievement of SDGs
 1. Frontload activities identified in the SERP to ensure Malawi build back better from effects of Covid-19
 2. Accelerate digitization of key process to build resilience of institutions and systems from other pandemic of the magnitude of covid-19
- Limited fiscal space which has resulted in government thinly spreading resources across numerous



interventions. This has resulted in development financing heavily relying on development partners. The impact of spreading resources across several interventions has been delayed completion of projects and prioritization of small projects with very little impact on development space.

1. Reprioritize and sequence projects so that a few impactful projects with potential to unlock countries productive capabilities are prioritized
 2. Undertake serious tax reforms to expand tax base by among others put legal and fiscal instruments to formalize informal sector and minimize tax evasion by automation tax assessment and declaration processes
 3. Explore innovative development financing beyond tradition funding sources. Creating institutions to incentivize remittances thorough formal channels, enhance private public partners, equity finance etc.
 4. Develop a clear and practical strategy to operationalize debt retirement fund to lower public debt and create fiscal space for development financing
- Corruption and economic crimes negatively affect delivery of development programmes and social services
 1. Strengthen public procurement with strengthen oversight role of governance institutions;
2. Regulate operations of related companies which often front each other for anti-competitive purposes in public procurement processes;
 3. Operationalize access to information for the public and media to player provide checks and balances to enhance accountability;
 4. Develop multi-stakeholder strategy to fast-track prosecution and dispose of corruption cases
- The glaring gaps in the M&E and data systems continue to bring challenges on assessing national performance including the SDG implementation progress;
 1. Build capacity of institutions to generative and manage administrative data;
 2. Fast-track development of the National Harmonized Management Information System which will provide electronic repository of all socio-economic data in the country;
 3. Develop strategy for sustainable financing of National Statistical System including introduction of levies on development financing to ensure national surveys are conducted regularly;
 4. Map and streamline critical data need to be packaged in a way that would permit data collection regularly; and
 5. Build capacities of MDAs and other development actors to effectively manage available



data. Different existing platforms including SDG reporting platforms, sector-wide MISs offer a starting point to build a strong data ecosystem in the country.

Key Lessons Learned

- Institutionalized data systems offer an alternative to challenges weak data systems and have been instrument in the assessment and review processes of any development programmes across the development space;
- Enhanced collaboration with non-state actors is very critical so that there is alignment and synergy in their programming and work planning;
- Devolution of services to subnational levels has improved service delivery despite prevailing weak institutions for financial management and accountabilities. Interventions planned and executed at local level are more likely to be completed in time than those planed at central level;
- Domestication of SDGs into the national development plans has ensured financing and implementation of SDGs through domestic resources and structures. This has ensured localisation of implementation and reporting of SDGs using national systems; and
- Given the interlinkages of the SDGs, Malawi has therefore, instituted Pillar and Enable Coordination Groups (PECGs) to enhance coordination among stakeholders across goals. Government has also embarked on efforts to retire public debt and ensure sustainable development financing.



**Leaving No
One Behind**



REFERENCES

- Government of Malawi, (2006), Malawi Growth and Development Strategy, Lilongwe, Retrieved 2006
- Government of Malawi, (2011), Malawi Growth and Development Strategy II, Retrieved 2011
- Government of Malawi, (2015), National Disaster Risk Management Policy, Ministry of Economic Planning and Development, Lilongwe, Retrieved 2016
- Government of Malawi, (2017), Agriculture Sector Performance Report: July 2016 - June 2017, Ministry of Agriculture, Irrigation and Water Development, Lilongwe
- Government of Malawi, (2017), Malawi Growth and Development Strategy III, Retrieved September 23, 2017
- Government of Malawi, (2018), Malawi National Social Support Programme II, Retrieved 2020
- Government of Malawi, (2019), National Anti-Corruption Strategy II 2019 – 2024, Lilongwe, Retrieved 2019
- Government of Malawi, (2020), Malawi 2020 Voluntary National Review Report for Sustainable Development Goals (SDGs), Ministry of Economic Planning and Development and Public Sector Reforms, National Planning Commission, Lilongwe, Retrieved July 2020
- Government of Malawi, (2020), Malawi 2063, National Planning Commission, Lilongwe, Retrieved January 2021
- Government of Malawi, (2020), Malawi Vision 2020, Lilongwe: 1998, Retrieved 2020
- Government of Malawi, (2020), Malawi's National Adaptation Plan Framework, Ministry of Natural Resources, Energy and Mining, Environmental Affairs Department, Lilongwe, Retrieved March 2020
- Government of Malawi, (2020), Technology Needs Assessment for Climate Change Mitigation (Forestry Sector), Ministry of Natural Resources, Energy and Mining, Lilongwe, Retrieved March 2020
- Government of Malawi, (2020), The Fifth Integrated Household Survey (IHS5) 2020 Report, Zomba: National Statistical Office, Retrieved November 2020
- Government of Malawi, (2021), Malawi 2063 First 10-Year Implementation Plan (MIP-1), National Planning Commission, Lilongwe, Retrieved 2021
- Government of Malawi, (2021), Malawi Covid-19 Socio-Economic Recovery Plan: 2021-2023, National Planning Commission, Lilongwe, Malawi: Ministry of Economic Planning and Development and Public Sector Reforms, Retrieved 2021
- Government of Malawi, (2021), Malawi's First Biennial Update Report to the Conference of Parties (CoP) of the United Nations Framework Convention on Climate Change (UNFCCC), Ministry of Forestry and Natural Resources, Lilongwe, Retrieved November 2021



Grebmer, K. V., Bernstein, J., Wiemers, M., Schiffer, T., Hanano, A., Cheilleachair, R. N., Fritschel, H. (2021), Global Hunger Index Report, Bonn / Dublin, Retrieved October 2021

National Statistical Office, (2021), Multiple Indicator Cluster Survey (MICS) 2019-20, Survey Findings Report, Zomba, Retrieved December 2021

Transparency International, (2019), Corruption Perception Index Report, Berlin
United Nations Development Programme, (2021), Spotlight Programme
Annual Report, Retrieved August 13, 2021

ANNEXES

**Malawi 2022 Voluntary National
Review (VNR) Report**



Annex 1: Action Plan

OBJECTIVE	TASK	RESPONSIBLE AGENCY
To hedge the economy against climate change	Enhance institutional capacity for Malawi to access climate change financing opportunities	Environmental Affairs Department
	Strengthen Early Warning Systems	Department of Disaster Risk Management
	Build household and community resilience	Ministry of Agriculture, NGOs, and Development Partners
	Increase access to financial products	Ministry of Finance
To accelerate Industrialization	Ensure a conducive business environment	Statutory Cooperation, Malawi revenue authority
To recover from COVID-19 effects	Implement the social-economic recovery plan	Line Ministries, DPs, and NGOs
	Oversee the implementation of the socioeconomic recovery plan	NPC, Ministry of Finance and Economic Affairs
	Accelerate digitization of key processes	Statutory Cooperation
To enhance financial and economic management	Prioritizing funding towards ripple effect interventions	Ministry of Finance and Economic Affairs, DPs
	Expand tax base	Ministry of Finance and Economic Affairs, Malawi Revenue Authority
	Explore innovative financing modalities	Ministry of Finance and Economic Affairs
	Develop and implement a clear strategy for debt retirement	Ministry of Finance and Economic Affairs,
To enhance governance	Strengthen public procurement	PPDA
	Operationalize access to information	PPDA
	Fast track corruption cases	Ministry of Justice, Judiciary, DDP, Anti-Corruption Bureau
To ensure evidence-based policy formulation	Build capacity of institutions to generative and manage administrative data	National Statistical Office






	FastTrack development of the National Harmonized Management Information System	Ministry of Finance and Economic Affairs
	Develop strategy for sustainable financing of National Statistical System	National Statistical Office
	Map and streamline critical data needs	National Statistical Office, The National Planning Commission
	Build capacities of MDAs and other development actors to effectively manage available data	National Statistical Office

Annex 2: MIP-1 Alignment to SDGs











IPRT - Reports










The Malawi 2063: First 10-Year Implementation Plan (MIP-1) 2021-2030












MIP-1 PILLARS AND ENABLERS	ALIGNED SDG GOALS
 P1 Agricultural Productivity and Commercialization	G1- End poverty in all its forms everywhere
	G2 - End hunger, achieve food security and improved nutrition and promote sustainable agriculture
	G9 - Build resilient infrastructure, promote inclusive and sustainable industrialization and foster innovation
	G14 - Conserve and sustainably use the oceans, seas and marine resources for sustainable development
 P2 Industrialization	G8 - Promote sustained, inclusive, and sustainable economic growth, full and productive employment, and decent work for all
	G9 - Build resilient infrastructure, promote inclusive and sustainable industrialization and foster innovation
	G10 - Reduce inequality within and among countries
	G17 - Strengthen the means of implementation and revitalize the Global Partnership for Sustainable Development
 P3 Urbanization	G11 - Make cities and human settlements inclusive, safe, resilient and sustainable
	G17 - Strengthen the means of implementation and revitalize the Global Partnership for Sustainable Development








 E2 Effective Governance Systems and Institutions	G10 - Reduce inequality within and among countries
	G16 - Promote peaceful and inclusive societies for sustainable development, provide access to justice for all and build effective, accountable, and inclusive institutions at all levels
	G17 - Strengthen the means of implementation and revitalize the Global Partnership for Sustainable Development
 E4 Private Sector Dynamism	G10 - Reduce inequality within and among countries
 E5 Human Capital Development	G2 - End hunger, achieve food security and improved nutrition and promote sustainable agriculture
	G3 - Ensure healthy lives and promote well-being for all at all ages
	G4 - Ensure inclusive and equitable quality education and promote lifelong learning opportunities for all
	G5 - Achieve gender equality and empower all women and girls
	G6 - Ensure availability and sustainable management of water and sanitation for all
	G10 - Reduce inequality within and among countries
 E6 Economic Infrastructure	G7 - Ensure access to affordable, reliable, sustainable, and modern energy for all
	G9 – Build resilient infrastructure, promote inclusive and sustainable industrialization and foster innovation
 E7 Environmental Sustainability	G11 - Make cities and human settlements inclusive, safe, resilient and sustainable
	G12 - Ensure sustainable consumption and production patterns
	G13 - Take urgent action to combat climate change and its impacts
	G14 – Conserve and sustainably use the oceans, seas and marine resources for sustainable development
	G15 - Protect, restore, and promote sustainable use of terrestrial ecosystems, sustainably manage forests, combat desertification, and halt and reverse land degradation and halt biodiversity loss










Annex 3: SDG Matrix











INDICATOR CODE	INDICATORS	2020 VALUE	PROGRESS VALUE	PROGRESS YEAR	2030 TARGET	RATING	SOURCE
 GOAL 1 End poverty in all its forms everywhere							
1.1 By 2030, eradicate extreme poverty for all people everywhere, currently measured as people living on less than \$1.25 a day							
*1.1.1	Proportion of population below the international poverty line \$1.90 per day	71.4	73.9	2021	0		World Bank
1.2 By 2030, reduce at least by half the proportion of men, women and children of all ages living in poverty in all its dimensions according to national definitions							
1.2.1	Proportion of population living below the national poverty line, by residence, sex of household headship and age	51.5	50.7	2021	26		NSO
*1.2.1	Urban	17.7	19.2	2021			NSO
*1.2.1	Rural	59.5	56.6	2021			NSO
*1.2.1	Males	49.3	48.5	2021			NSO
*1.2.1	Females	58.3	56.8	2021			NSO
*1.2.1	Proportion of the population-ultra-poor based on the national poverty line	24.5	20.5	2021			NSO
*1.2.1	National Human Development Index (HDI)	0.476	0.483	2021			NSO
*1.2.2	Proportion of men, women and children of all ages living in poverty in all its dimensions according to national definitions (Multidimensional Poverty Index)	N/A	61.7	2021			NSO










INDICATOR CODE	INDICATORS	2020 VALUE	PROGRESS VALUE	PROGRESS YEAR	2030 TARGET	RATING	SOURCE
1.3 Implement nationally appropriate social protection systems and measures for all, including floors, and by 2030 achieve substantial coverage of the poor and the vulnerable							
1.3.1	Proportion of population covered by social protection floors/systems, by sex, distinguishing children, unemployed persons, older persons, persons with disabilities, pregnant women, newborns, work-injury victims and the poor and the vulnerable		7%	2021	21.1		Ministry of Gender
1.5 By 2030 build the resilience of the poor and those in vulnerable situations and reduce their exposure and vulnerability to climate-related extreme events and other economic social and environmental shocks and disasters							
1.5.1	Number of Deaths, missing persons and persons affected by disaster per 100,000 people						
*1.5.1	Number of persons affected by disaster (not per 100,000)	1,101,364	495,967	2021	0		
*1.5.1	Number of Deaths	2	0.3	2021	0		
*1.5.1	Number of Missing persons	3	0.1	2021	0		
1.5.2	Direct Disaster Economic loss in relation to GDP	600		2021	0		
1.5.3	Adopting and implementing National DRR strategies in line with the Sendai Framework	Adopted and Implementing	Adopted and Implementing	2021	Adopted and Implementing		
1.a Ensure significant mobilization of resources from a variety of sources, including through enhanced development cooperation, in order to provide adequate and predictable means for developing countries, in particular least developed countries, to implement programs and policies to end poverty in all its dimensions							
1.a.1	Proportion of resources allocated by the government directly to poverty reduction programs	44					
1.a.2	Proportion of total government spending on essential services (education, health and social protection)	30					
1.b Create sound policy frameworks at the national, regional and international levels, based on pro-poor and gender-sensitive development strategies, to support accelerated investment in poverty eradication actions							









INDICATOR CODE	INDICATORS	2020 VALUE	PROGRESS VALUE	PROGRESS YEAR	2030 TARGET	RATING	SOURCE
1.b.1	Proportion of government recurrent and capital spending to sectors that disproportionately benefit women, the poor and vulnerable groups	1.3					
 GOAL 2 End hunger, achieve food security and improved nutrition and promote sustainable agriculture							
2.1 By 2030, end hunger and ensure access by all people, in particular the poor and people in vulnerable situations, including infants, to safe, nutritious and sufficient food all year round							
2.1.1	Prevalence of Undernourishment	24.5	17.3	2021	0		MICS
2.1.2	Prevalence of moderate or severe food insecurity in the population (FIES)	78.5	69.9	2021	0		MICS
*2.1.1	The percentage of food insecure households.	17	8	2021	0		MVAC
2.2 By 2030, end all forms of malnutrition, including achieving, by 2025, the internationally agreed targets on stunting and wasting in children under 5 years of age, and address the nutritional needs of adolescent girls, pregnant and lactating women and older persons							
2.2.2	Prevalence of stunting	37	35.5	2021	0		MICS
2.2.2	Prevalence of Underweight	11.7	12.8	2021	0		MICS
2.2.2	Prevalence of Wasting	3	2.6	2021	0		MICS
2.2.2	Prevalence of Overweight	5	4.4	2021	0		MICS
*2.2.2	Percentage of children 0-5 months who are exclusively breastfed	60	64.1	2021	100		MICS
*2.2.2	Percentage of children born with Low birth weight (LWB) babies	14	3.2	2021	0		MICS










INDICATOR CODE	INDICATORS	2020 VALUE	PROGRESS VALUE	PROGRESS YEAR	2030 TARGET	RATING	SOURCE
*2.2.2	Proportion of resources allocated directly to nutrition programs						
2.4. By 2030, ensure sustainable food production systems and implement resilient agricultural practices that increase productivity and production, that help maintain ecosystems, that strengthen capacity for adaptation to climate change, extreme weather, drought, flooding and other disasters and that progressively improve land and soil quality							
2.4.1	Proportion of Agriculture Area under sustainable Agriculture	46			100		
2.5 By 2020, maintain the genetic diversity of seeds, cultivated plants and farmed and domesticated animals and their related wild species, including through soundly managed and diversified seed and plant banks at the national, regional and international levels, and promote access to and fair and equitable sharing of benefits arising from the utilization of genetic resources and associated traditional knowledge, as internationally agreed							
2.a.1	The agriculture orientation index for government expenditures.	0.482	0.531	2021	0.286		Ministry of Agriculture
*2.a.1	Agriculture share of Government expenditure (%)	11	12	2021	10		Ministry of Agriculture
*2.a.2	Agriculture Share of GDP	22.8	22.6	2021	35		Ministry of Agriculture
*2.a.3	Annual Growth in agriculture GDP	3.4	3.2	2021	6		Ministry of Agriculture
 GOAL 3 Ensure healthy lives and promote well-being for all at all ages							
3.1 By 2030, reduce the global maternal mortality ratio to less than 70 per 100 000 live births							
3.1.1	Maternal mortality ratio: The maternal mortality ratio (MMR) is defined as the number of maternal deaths during a given time period per 100,000 live births during the same time period	439		2016	70		National Statistical Office/ Ministry of Health
3.1.2	Proportion of births attended by skilled health personnel: percentage of live births attended by skilled health personnel during a specified time period	89	96.8	2021	100		MICS

INDICATOR CODE	INDICATORS	2020 VALUE	PROGRESS VALUE	PROGRESS YEAR	2030 TARGET	RATING	SOURCE
3.2 By 2030, end preventable deaths of newborns and children under 5 years of age, with all countries aiming to reduce neonatal mortality to at least as low as 12 per 1000 live births and under-5 mortality to at least as low as 25 per 1000 live births.							
3.2.1	Under-five mortality rate: the probability of a child born in a specific year or period dying before reaching the age of 5 years,	63	55	2020	25		MICS
3.2.2	Neonatal mortality rate	27	26	2020	12		National Statistical Office/ Ministry of Health
3.3 By 2030, end the epidemics of AIDS, tuberculosis, malaria and neglected tropical diseases, and combat hepatitis, waterborne diseases, and other communicable diseases							
3.3.1	Number of new HIV infections per 1,000 uninfected population, by sex, age and key populations, All ages	1.58	1.13	2021	0.2		National Aids Commission
3.3.1	Number of new HIV infections per 1,000 uninfected population, by sex, age and key populations, Adults (15-49)	0.28	0.19	2021	0.2		National Aids Commission
3.3.2	Tuberculosis incidence per 1,000 population	121	106	2021	60.5		National TB Programmes, Ministries of Health
	TB Treatment success rate of SS+TB	84	89	2020	100		Ministry of Health
3.3.3	Malaria incidence per 1,000 population	380	361	2021	200		Ministry of Health
3.3.4	Hepatitis B incidence per 100,000 population	0.015			0		Ministry of Health
3.3.5	Number of people requiring interventions against neglected tropical diseases	7,577,185	3,364,291	2020	–		National NTD programmes within Ministries of Health
3.4 By 2030, reduce by one third premature mortality from non-communicable diseases through prevention and treatment, and promote mental health and well-being.							
3.4.1	Mortality rate attributed to cardiovascular disease, cancer, diabetes or chronic respiratory disease						Ministry of Health











INDICATOR CODE	INDICATORS	2020 VALUE	PROGRESS VALUE	PROGRESS YEAR	2030 TARGET	RATING	SOURCE
3.4.1	Number of deaths attributed to cancer	114	11	2021			Ministry of Health
3.4.1	Number of deaths attributed to cardiovascular disease	235	28	2021			Ministry of Health
3.4.1	Number of deaths attributed to chronic respiratory disease	75	16	2021			Ministry of Health
3.4.1	Number of deaths attributed to diabetes	72	16	2021			Ministry of Health
3.4.1	Mortality rate attributed to cardiovascular disease, cancer, diabetes or chronic respiratory disease		18.74	2021			Ministry of Health
3.4.2	Suicide mortality rate	8.65	8.7	2021			Ministry of Health
3.5 Strengthen the prevention and treatment of substance abuse, including narcotic drug abuse and harmful use of alcohol.							
3.5.2	Harmful use of alcohol, defined according to the national context as alcohol per capita consumption (aged 15 years and older) within a calendar year in litres of pure alcohol	2.5	2.5	2012	1.25		Ministry of Home Affairs/ POLICE
3.6 By 2020, halve the number of global deaths and injuries from road traffic accidents							
3.6.1	Death rate due to road traffic injuries		35	2013	17.5		Malawi Police Services
3.7 By 2030, ensure universal access to sexual and reproductive health-care services, including for family planning, information and education, and the integration of reproductive health into national strategies and programs.							
3.7.1	Proportion of women of reproductive age (aged 15-49 years) who have their need for family planning satisfied with modern methods	62	79.9%	2021	100		NSO/ Ministry of Health
3.7.2	Adolescent birth rate (aged 10-14 years; aged 15-19 years) per 1,000 women in that age group		136	2021	0		NSO/ Ministry of Health
3.8 Achieve universal health coverage, including financial risk protection, access to quality essential health-care services, and access to safe, effective, quality and affordable essential medicines and vaccines for all.							







INDICATOR CODE	INDICATORS	2020 VALUE	PROGRESS VALUE	PROGRESS YEAR	2030 TARGET	RATING	SOURCE
3.8.1	Coverage of essential health services (defined as the average coverage of essential services based on tracer interventions that include reproductive, maternal, newborn and child health, infectious diseases, non-communicable diseases and service capacity and access, among the general and the most disadvantaged population)		54%	2015/2016	100		Ministry of Health
3.8.2	Number of people covered by health insurance or a public health system per 1,000 population						Ministry of Health
3.9 By 2030, substantially reduce the number of deaths and illnesses from hazardous chemicals and air, water and soil pollution and contamination.							
3.9.1	Mortality rate attributed to household and ambient air pollution		72	2015	36		Ministry of Health, Department of Environment.
*3.9.1	Mortality rate attributed to unsafe water, unsafe sanitation and lack of hygiene	25	26.14	2015			Ministry of Health, Ministry of Environment.
*3.9.1	Mortality rate attributed to unintentional poisonings		3.28	2015			Ministry of Health, Ministry of Environment.
3.9.2	Mortality rate attributed to unsafe water, unsafe sanitation and lack of hygiene (exposure to unsafe Water, Sanitation and Hygiene for All (WASH) services)		26.14	2015	12.5		NSO/Ministry of Health
3.9.3	Mortality rate attributed to unintentional poisoning		3.28	2015	1.64		Ministry of Health
3.b Support the research and development of vaccines and medicines for the communicable and non communicable diseases that primarily affect developing countries. Provide access to affordable essential medicines and vaccines in accordance with the Doha Declaration on TRIPS and Public Health, which affirms the right of developing countries to the fullest use of the provisions in the Agreement on Trade-Related Aspects of Intellectual Property Rights (TRIPS agreement) regarding flexibilities to protect public health and, in particular, provide access to medicines for all.							
3.b.1	Proportion of the population with access to affordable medicines and vaccines on a sustainable basis				100		Ministry of Health
3.b.2	Total net official development assistance to medical research and basic health sectors USD Million		131.4	2014	262.8		Ministry of Finance










INDICATOR CODE	INDICATORS	2020 VALUE	PROGRESS VALUE	PROGRESS YEAR	2030 TARGET	RATING	SOURCE
3.c Substantially increase health financing and the recruitment, development, training and retention of the health workforce in developing countries, especially in least developed countries and small island developing States							
3.c.1	Health worker density and distribution- doctor/10000		0.36	2014	1		Ministry of Health
 GOAL 4 Ensure inclusive and equitable quality education and promoting lifelong learning opportunities for all							
4.1 By 2030, ensure that all girls and boys complete free, equitable and quality primary and secondary education leading to relevant and effective learning outcomes							
4.1.1	Proportion of children and young people: (a) in grades 2/3; (b) at the end of primary; and (c) at the end of lower secondary achieving at least a minimum proficiency level in (i) reading and (ii) mathematics, by sex						EMIS
*4.1.1	Proportion of children at the end of primary achieving at least a minimum proficiency level in mathematics (Male).		45.9	2021	100		MICS
*4.1.1	Proportion of children at the end of primary achieving at least a minimum proficiency level in mathematics (Female).		44.7	2021			MICS
*4.1.1	Proportion of children at the end of primary achieving at least a minimum proficiency level in mathematics (Total)	40.1	45.1	2021			MICS
*4.1.1	Proportion of children at the end of primary achieving at least a minimum proficiency level in reading (Male)		38.2	2021			MICS
*4.1.1	Proportion of children at the end of primary achieving at least a minimum proficiency level in reading (Female)		37.7	2021			MICS
*4.1.1	Proportion of children at the end of primary achieving at least a minimum proficiency level in reading (Total)		37.8	2021			MICS
4.2 By 2030, ensure that all girls and boys have access to quality early childhood development, care and pre-primary education so that they are ready for primary education							












INDICATOR CODE	INDICATORS	2020 VALUE	PROGRESS VALUE	PROGRESS YEAR	2030 TARGET	RATING	SOURCE
4.2.1	Proportion of children aged 36-59 months who are developmentally on track in health, learning and psychosocial well-being	59.8	58.6	2021			MICS
4.2.2	Participation rate children 0-5 attending ECD						
4.3 By 2030, ensure equal access for all women and men to affordable and quality technical, vocational and tertiary education, including university							
4.3.1	Participation rate of youth and adults in formal and non-formal education						EMIS
*4.3.1	Completion rate primary (%)	54	54	2020			EMIS
*4.3.1	Completion rate secondary (%)	22	22	2020			EMIS
*4.3.1	Survival Rate to Standard 8	32	41	2020			EMIS
*4.3.1	Transition Rate from primary to secondary school	36	37.6	2020			EMIS
*4.3.1	Drop Out Rates	3.9	4	2020			EMIS
4.5 By 2030, eliminate gender disparities in education and ensure equal access to all levels of education and vocational training for the vulnerable, including persons with disabilities, indigenous peoples and children in vulnerable situations							
4.5.1	Parity indices (female/male, rural/urban, bottom/top wealth quintile and others such as disability status, indigenous peoples and conflict-affected, as data become available) for all education indicators on this list that can be disaggregated						EMIS
*4.5.1	Gender parity Primary	1	1.05	2021	1		EMIS ¹








¹ Education Management Information System








INDICATOR CODE	INDICATORS	2020 VALUE	PROGRESS VALUE	PROGRESS YEAR	2030 TARGET	RATING	SOURCE
*4.5.2	GP secondary	0.88	0.96	2021	1		EMIS
*4.5.3	GP Teacher training primary	0.72	1.4	2016	1		EMIS
*4.5.4	Complementary Basic Education Enrolment (Non-formal education for out-of-school youth)	0.94	0.94	2016	1		EMIS
4.6 By 2030, ensure that all youth and a substantial proportion of adults, both men and women, achieve literacy and numeracy							
4.6.1	Percentage of population in a given age group achieving at least a fixed level of proficiency in functional (a) literacy and (b) numeracy skills, by sex				100		EMIS
*4.6.1	Youth (15-24) literacy rate	81.1	69%	2018	100		Malawi Population and housing census
4.a Build and upgrade education facilities that are child, disability and gender sensitive and provide safe, non-violent, inclusive and effective learning environments for all							
4.a.1	4.a.1 Proportion of schools with access to: (a) electricity; (b) the Internet for pedagogical purposes; (c) computers for pedagogical purposes; (d) adapted infrastructure and materials for students with disabilities; (e) basic drinking water; (f) single-sex basic sanitation facilities; and (g) basic handwashing facilities (as per the WASH indicator definitions)						EMIS
*4. a.1	Proportion of schools with access to electricity, lower secondary level	53.7	67	2021	100		EMIS
*4. a.1	Proportion of schools with access to basic drinking water, lower secondary level		92	2021	100		EMIS
*4. a.1	Proportion of schools with access to single-sex basic sanitation, primary level		85	2012	100		EMIS
*4. a.1	Proportion of schools with access to electricity, primary level		14.55	2021	100		EMIS
*4.a.1	Proportion of schools with access to basic drinking water, primary level		90	2021	100		EMIS










INDICATOR CODE	INDICATORS	2020 VALUE	PROGRESS VALUE	PROGRESS YEAR	2030 TARGET	RATING	SOURCE
*4.a.1	Proportion of schools with access to single-sex basic sanitation, lower secondary level	82	94.9	2021	100		EMIS
4.b By 2020, substantially expand globally the number of scholarships available to developing countries, in particular least developed countries, small island developing States and African countries, for enrolment in higher education, including vocational training and information and communications technology, technical, engineering and scientific programs, in developed countries and other developing countries							
4.b.1	4.b.1 Volume of official development assistance flows for scholarships by sector and type of study	US\$1.4m	US\$ 1.1m	2021	2830		UNICEF Girls Scholarship.
4.c By 2030, substantially increase the supply of qualified teachers, including through international cooperation for teacher training in developing countries, especially least developed countries and small island developing States							
4.c.1	4.c.1 Proportion of teachers in: (a) pre-primary; (b) primary; (c) lower secondary; and (d) upper secondary education who have received at least the minimum organized teacher training						EMIS
*4.c.1	Proportion of teachers in primary education who have received at least the minimum organized teacher training (e.g. pedagogical training) pre-service or in-service required for teaching at the relevant level in a given country		96	2021	100		EMIS
*4.c.4	Qualified Pupil/Teacher Ratio (Primary)		62	2021	60		EMIS
 GOAL 5 Achieve Gender Equality and Empower all Women and Girls							
5.2 End all forms of discrimination against all women and girls everywhere							
5.1.1	Existence of Legal frameworks in place to promote, enforce and monitor equality and non-discrimination and on the basis of sex	Available and under implementation	Available and under implementation	2021	Available and under implementation		Ministry of Gender

INDICATOR CODE	INDICATORS	2020 VALUE	PROGRESS VALUE	PROGRESS YEAR	2030 TARGET	RATING	SOURCE
5.2 Eliminate all forms of violence against all women and girls in the public and private spheres, including trafficking and sexual and other types of exploitation							
5.2.1	Proportion of ever-partnered women and girls aged 15 years and older subjected to physical violence by a current or former intimate partner in the previous 12 months	42.2	42.2	2016	0		National Statistical Office
5.2.2	Proportion of women and girls aged 15 years and older subjected to sexual violence by persons other than an intimate partner in the previous 12 months, by age and place of occurrence	28.2	28.2	2016	0		National Statistical Office
5.3 Eliminate all harmful practices, such as child, early and forced marriage and female genital mutilation							
5.3.1a	Proportion of women aged 14-24 years who were married or in a union before age 15	12.5	7.6	2021	0		National Statistical Office
5.3.1b	Proportion of women aged 14-24 years who were married or in a union before age 18	46.3	37.7	2021			National Statistical Office
5.4 Recognize and value unpaid care and domestic work through the provision of public services, infrastructure and social protection policies and the promotion of shared responsibility within the household and the family as nationally appropriate							
5.4.1	5.4.1 Proportion of time spent on unpaid domestic and care work, by sex, age and location						
*5.4.1	Average hours spent collecting waste and firewood (Total)	0.6	0.64	2021			NSO
*5.4.2	Average hours spent collecting waste and firewood (Male)	0.6	0.6	2021			NSO
*5.4.3	Average hours spent collecting water and firewood (Female)	0.7	0.75	2021			NSO
5.5 Ensure women's full and effective participation and equal opportunities for leadership at all levels of decision-making in political, economic and public life							
*5.5.1	Proportion of seats held by women in national parliaments	16.7	21	2021	40		Malawi Parliament
*5.5.1	Proportion of cabinet seats held by women in national parliaments		40	2021	40		Malawi Parliament

INDICATOR CODE	INDICATORS	2020 VALUE	PROGRESS VALUE	PROGRESS YEAR	2030 TARGET	RATING	SOURCE
*5.5.1	Proportion representation in public senior management	24	26	2021	40		MoGSW
*5.5.1	Proportion of seats held by women in local governments	11	14	2021	40		MoGSW
*5.5.1	Proportion of women in judiciary services		32	2021	40		MoGSW
*5.5.1	Proportion of Women in Foreign Services		45		40		MoGSW
 GOAL 6 Ensure availability and sustainable management of water and sanitation for all							
By 2030, achieve universal and equitable access to safe and affordable drinking water for all							
6.1.1	Percentage of the population using improved water services	87	87.9	2021	100		NSO
By 2030, achieve access to adequate and equitable sanitation and hygiene for all and end open defecation, paying special attention to the needs of women and girls and those in vulnerable situations							
6.2.1	Proportion of population using basic sanitation services	10	12.2	2021	100		NSO
*6.2.1	Proportion of population using improved sanitation facilities	52	80.1	2021	100		NSO
*6.2.1	Proportion of population a hand washing facility where water and soap are present	19	28.2	2021	100		NSO
6.3.1	Proportion of wastewater safely treated	—	6	2021			MoWS
6.3.2	Proportion of bodies of water with good ambient water quality	16	65	2021	50		MoWS
By 2030, substantially increase water-use efficiency across all sectors and ensure sustainable withdrawals and supply of freshwater to address water scarcity and substantially reduce the number of people suffering from water scarcity							

INDICATOR CODE	INDICATORS	2020 VALUE	PROGRESS VALUE	PROGRESS YEAR	2030 TARGET	RATING	SOURCE
6.5.1	Degree of integrated water resources management implementation (0-100)	–	55	2021			MoWS
6.5.2	Proportion of transboundary basin area with an operational arrangement for water cooperation	–	90	2021			MoWS
By 2020, protect and restore water-related ecosystems, including mountains, forests, wetlands, rivers, aquifers and lake							
6.6.1	Change in the extent of water-related ecosystems over time	–	15	2021			MoWS
By 2030, expand international cooperation and capacity-building support to developing countries in water- and sanitation-related activities and programmes, including water harvesting, desalination, water efficiency, wastewater treatment, recycling and reuse technologies							
6.a.1	Amount of water- and sanitation-related official development assistance that is part of a government-coordinated spending plan	\$92.35 million	\$98 million				MoWS
 GOAL 7 Ensure access to affordable, reliable, sustainable and modern energy for all							
7.1 By 2030, ensure universal access to affordable, reliable and modern energy services							
7.1.1	Proportion of population with access to electricity	17	19	2022	100		Ministry of Energy and Mining
7.1.2	Proportion of population with primary reliance on clean fuels and technology	18	12.4		100		Ministry of Energy and Mining
7.2 By 2030, increase substantially the share of renewable energy in the global energy mix							
7.2.1	Renewable energy share in the total final energy consumption	7	9.0	2021	50		Ministry of Energy
7.3 By 2030, double the global rate of improvement in energy efficiency							

INDICATOR CODE	INDICATORS	2020 VALUE	PROGRESS VALUE	PROGRESS YEAR	2030 TARGET	RATING	SOURCE
7.3.1	Energy intensity measured in terms of primary energy and GDP: Energy intensity is defined as the energy supplied to the economy per unit value of economic output	10.2	10.16	2022	20.3		Ministry of Energy
7.b By 2030, expand infrastructure and upgrade technology for supplying modern and sustainable energy services for all in developing countries, in particular least developed countries, small island developing States and landlocked developing countries, in accordance with their respective programs of support							
*7.b.1	Amount of FDI in financial transfer for infrastructure and technology to sustainable development services (USD million)	130	100	2021	25		
 GOAL 8 Promote sustained, inclusive and sustainable economic growth, full and productive employment and decent work for all							
8.1 Sustain per capita economic growth in accordance with national circumstances and, in particular, at least 7 per cent gross domestic product growth per annum in the least developed countries							
8.1.1	Annual growth rate of real GDP per capita	0.8	3.9	2021	7		Annual Economic Report
8.2 Achieve higher levels of economic productivity through diversification, technological upgrading and innovation, including through a focus on high-value added and labor-intensive sectors							
8.2.1	Annual growth rate of real GDP per employed person: Annual growth rate of real GDP per employed person conveys the annual percentage change in real Gross Domestic Product per employed person.	1%			10		National Statistical Office/Economic Planning and Development
8.3 Promote development-oriented policies that support productive activities, decent job creation, entrepreneurship, creativity and innovation, and encourage the formalization and growth of micro-, small- and medium-sized enterprises, including through access to financial services							
8.3.1	Proportion of informal employment in non-agriculture employment, by sex				75		Ministry of Labour
8.4 Improve progressively, through 2030, global resource efficiency in consumption and production and endeavor to decouple economic growth from environmental degradation, in accordance with the 10-Year Framework of Programs on Sustainable Consumption and Production, with developed countries taking the lead							
8.4.1	Material footprint, material footprint per capita, and material footprint per GDP						NSO/EPD

INDICATOR CODE	INDICATORS	2020 VALUE	PROGRESS VALUE	PROGRESS YEAR	2030 TARGET	RATING	SOURCE
*8.4.1	Domestic material consumption per unit of GDP		6.94	2010	4.84		NSO/EPD
*8.4.2	Domestic material consumption per capita		36,304,192.00	2010	13.88		NSO/EPD
8.5 By 2030, achieve full and productive employment and decent work for all women and men, including for young people and persons with disabilities, and equal pay for work of equal value							
8.5.1	Average hourly earnings of female and male employees, by occupation, age and persons with disabilities	146.6		2010	293.3		NSO
8.5.2	Unemployment rate, by sex, age and persons with disabilities; The unemployment rate conveys the percentage of persons in the labour force who are unemployed.						NSO
*8.5.2	Unemployment rate Total	21	18.5	2018	5		NSO
*8.5.3	Unemployment rate Male	14	16.6	2018	5		NSO
*8.5.4	Unemployment rate female	26	20.3	2018	5		NSO
8.6 By 2020, substantially reduce the proportion of youth not in employment, education, or training							
8.6.1	Proportion of youth (aged 15-24 years) not in education, employment or training: the number of young persons not in education, employment or training as a percentage of the total youth population.	31.56	29.59	2020	7.5		National Statistical Office
8.9 By 2030, devise and implement policies to promote sustainable tourism that creates jobs and promotes local culture and products							
8.9.1	Tourism direct GDP as a proportion of total GDP and in growth rate	-0.468			14.4		Annual Economic Report
8.9.2	Number of jobs in tourism industries as a proportion of total jobs and growth rate of jobs, by sex	0.046			5.8		Ministry of Labor

INDICATOR CODE	INDICATORS	2020 VALUE	PROGRESS VALUE	PROGRESS YEAR	2030 TARGET	RATING	SOURCE
----------------	------------	------------	----------------	---------------	-------------	--------	--------




















GOAL 9










Build resilient infrastructure, promote inclusive and sustainable industrialization and foster innovation









9.1 Develop quality, reliable, sustainable and resilient infrastructure, including regional and trans-border infrastructure, to support economic development and human well-being, with a focus on affordable and equitable access for all







9.1.1	<i>Proportion of the rural population who live within 2 km of an all-season road</i>	23	23	20			Ministry of Transport
*9.1.1	Paved road Network (km)	4,496	4,772	2021			Ministry of Transport
*9.1.2	Grading and Reshaping of unpaved roads	2987.78	5,211	2021			Ministry of Transport
*9.1.3	Paved Classifies road in good and fair condition	78%	78%	2021			
9.1.2	Passenger and freight volumes, by mode of transport				-		
*9.1.2	Total number of passengers through primary international airports	340000	177574	2021			Ministry of Transport
*9.1.3	Total freight through primary international airports	5000	5265				Ministry of Transport
*9.1.4	Total Freight Traffic by rail	3474043	3492469				Ministry of Transport
*9.1.5	Total Passengers Traffic by Rail	167023	185006				Ministry of Transport
*9.1.6	Total Freight Traffic on Malawi waters	378342	385350				Ministry of Transport
*9.1.7	Total Passenger Traffic on Malawi waters (No.)	3268431	3600000				Ministry of Transport







INDICATOR CODE	INDICATORS	2020 VALUE	PROGRESS VALUE	PROGRESS YEAR	2030 TARGET	RATING	SOURCE
9.2 Promote inclusive and sustainable industrialization and, by 2030, significantly raise industry's share of employment and gross domestic product, in line with national circumstances, and double its share in least developed countries							
9.2.1	Manufacturing value added as a proportion of GDP and per capita	11.8	12.2		25		Annual Economic Report
*9.2.1	Manufacturing value added growth rate	4.2	4.3		10		
9.c Significantly increase access to information and communications technology and strive to provide universal and affordable access to the Internet in least developed countries by 2020							
9.c.1	Proportion of population covered by a mobile network, by technology: 2G,3G,4G	95	99.6		100		Ministry of Information
*9.c.1	Mobile network	44	63		100		Ministry of Information
*9.c.2	2G	95	84		100		Ministry of Information
*9.c.3	3G	32	84.4		100		Ministry of Information
*9.c.4	4G		68.6		100		Ministry of Information
 GOAL 10 Reduce inequality within and among countries							
10.1 By 2030, progressively achieve and sustain income growth of the bottom 40 per cent of the population at a rate higher than the national average							
10.1.1	Growth rates of household expenditure or income per capita among the bottom 40 per cent of the population and the total population				10		National Statistical Office
*10.1.1	Growth rates of household expenditure or income per capita among the bottom 40 per cent of the population				10		National Statistical Office
*10.1.2	Growth rates of household expenditure or income per capita	1.3	1.27	2019	10		National Statistical Office








INDICATOR CODE	INDICATORS	2020 VALUE	PROGRESS VALUE	PROGRESS YEAR	2030 TARGET	RATING	SOURCE
10.2 By 2030, empower and promote the social, economic and political inclusion of all, irrespective of age, sex, disability, race, ethnicity, origin, religion or economic or other status							
10.2.1	Proportion of people living below 50 per cent of median income, by age, sex and persons with disabilities	16			8		National Statistical Office
10.4 Adopt policies, especially fiscal, wage and social protection policies, and progressively achieve greater equality							
10.4.1	Labour share of GDP, comprising wages and social protection transfers: Labour share of Gross Domestic Product (GDP) is the total compensation of employees given as a percent of GDP, which is a measure of total output.	6.5			60		Ministry of Finance and Economic Planning and Development
 GOAL 11 Make cities and human settlements inclusive, safe, resilient and sustainable							
11.1 By 2030, ensure access for all to adequate, safe and affordable housing and basic services and upgrade slums							
11.1.1	Proportion of urban population living in slums, informal settlements or inadequate housing	67	65.1	20	33.4		Ministry of Lands, Housing and Urban Development/NSO
11.2 By 2030, provide access to safe, affordable, accessible and sustainable transport systems for all, improving road safety, notably by expanding public transport, with special attention to the needs of those in vulnerable situations, women, children, persons with disabilities and older persons							
11.2.1	Proportion of population that has convenient access to public transport, by sex, age and persons with disabilities		23	2015	100		Ministry of Transport and Public Works
11.6 By 2030, reduce the adverse per capita environmental impact of cities, including by paying special attention to air quality and municipal and other waste management							
11.6.2	Annual mean levels of fine particulate matter (e.g. PM2.5 and PM10) in cities (population weighted)		26	2014	10		Ministry of Natural Resource, Energy and Mining
11.7 By 2030, provide universal access to safe, inclusive and accessible, green and public spaces, in particular for women and children, older persons and persons with disabilities							








INDICATOR CODE	INDICATORS	2020 VALUE	PROGRESS VALUE	PROGRESS YEAR	2030 TARGET	RATING	SOURCE
11.b By 2020, substantially increase the number of cities and human settlements adopting and implementing integrated policies and plans towards inclusion, resource efficiency, mitigation and adaptation to climate change, resilience to disasters, and develop and implement, in line with the Sendai Framework for Disaster Risk Reduction 2015-2030, holistic disaster risk management at all levels							
11.b.1	Proportion of local governments that adopt and implement local disaster risk reduction strategies in line with the Sendai Framework for Disaster Risk Reduction 2015-2030 ^a	16			100		Department of Disaster Management Affairs
11.b.2	Number of countries with national and local disaster risk reduction strategies		1	2015	-		Department of Disaster Management Affairs
 GOAL 12 Ensure sustainable consumption and production patterns							
12.2 By 2030, achieve the sustainable management and efficient use of natural resources							
12.2.1	Material footprint, material footprint per capita, and material footprint per GDP						NSO/EPD
*12.2.1	Material footprint per capita		1.16	2014	2.32		NSO/EPD
*12.2.2	Material footprint per unit of GDP		1.16	2014			NSO/EPD
*12.2.3	Material footprint		17,410,000.00	2014			NSO/EPD
12.2.2	Domestic material consumption, domestic material consumption per capita, and domestic material consumption per GDP						NSO/EPD
*12.2.1	Domestic material consumption per capita		2.42	2010	13.88		NSO/EPD
*12.2.2	Domestic material consumption per unit of GDP		6.94	2010	4.84		NSO/EPD







INDICATOR CODE	INDICATORS	2020 VALUE	PROGRESS VALUE	PROGRESS YEAR	2030 TARGET	RATING	SOURCE
*12.2.3	Domestic material consumption		36,304,192.00	2010			NSO/EPD
 GOAL 13 Take urgent action to combat climate change and its impacts[b]							
13.1 Strengthen resilience and adaptive capacity to climate-related hazards and natural disasters in all countries							
13.1.1	Number of deaths, missing persons and persons affected by disaster per 100,000 people						Department of Disaster Management
*13.1.1	Number of affected persons	1,101,364	495,967	2021	1,101,364		Department of Disaster Management
*13.1.1	Number of deaths per 100,000	2	0.3	2021	0		Department of Disaster Management
*13.1.1	Number of Missing Persons	3	0.1	2021	0		Department of Disaster Management
13.1.2	Adoption and Implementation of the National Disaster Risk Reduction Strategy	Adopted & under implementation	Adopted & under implementation	2021	Adopted & under implementation		Department of Disaster Management
 GOAL 14 Conserve and sustainably use the oceans, seas and marine resources for sustainable development							
14.1 By 2025, prevent and significantly reduce marine pollution of all kinds, in particular from land-based activities, including marine debris and nutrient pollution							
14.1.1	Index of coastal eutrophication and floating plastic debris density	2	1.4	2021	0		Department of Fisheries

INDICATOR CODE	INDICATORS	2020 VALUE	PROGRESS VALUE	PROGRESS YEAR	2030 TARGET	RATING	SOURCE
14.3 Minimize and address the impacts of ocean acidification, including through enhanced scientific cooperation at all levels							
14.3.1	Average marine acidity (pH) measured at agreed suite of representative sampling stations	7.6	7.6	2021	>8		Department of Fisheries
14.4 By 2020, effectively regulate harvesting and end overfishing, illegal, unreported and unregulated fishing and destructive fishing practices and implement science-based management plans, in order to restore fish stocks in the shortest time feasible, at least to levels that can produce maximum sustainable yield as determined by their biological characteristics							
14.4.1	Proportion of fish stocks within biologically sustainable levels						Department of Fisheries
	Capture fisheries (MT)	170,844	173,480				Department of Fisheries
	Aquaculture (MT)	9,393	9,324				Department of Fisheries
14.5 By 2020, conserve at least 10 per cent of coastal and marine areas, consistent with national and international law and based on the best available scientific information							
14.5.1	Coverage of protected areas in relation to marine areas	0.85%	0.85%		-		Ministry of Agriculture, Irrigation and Water Development,
14.6 By 2020, prohibit certain forms of fisheries subsidies which contribute to overcapacity and overfishing, eliminate subsidies that contribute to illegal, unreported and unregulated fishing and refrain from introducing new such subsidies, recognizing that appropriate and effective special and differential treatment for developing and least developed countries should be an integral part of the World Trade Organization fisheries subsidies negotiation[c]							
14.6.1	Progress by countries in the degree of implementation of international instruments aiming to combat illegal, unreported and unregulated fishing	80%	90%				Department of Fisheries
14.7 By 2030, increase the economic benefits to small island developing States and least developed countries from the sustainable use of marine resources, including through sustainable management of fisheries, aquaculture and tourism							
14.7.1	Sustainable fisheries as a percentage of GDP in small island developing States, least developed countries and all countries	4%	4%		-		Department of Fisheries

INDICATOR CODE	INDICATORS	2020 VALUE	PROGRESS VALUE	PROGRESS YEAR	2030 TARGET	RATING	SOURCE
14.a Increase scientific knowledge, develop research capacity and transfer marine technology, taking into account the Intergovernmental Oceanographic Commission Criteria and Guidelines on the Transfer of Marine Technology, in order to improve ocean health and to enhance the contribution of marine biodiversity to the development of developing countries, in particular small island developing States and least developed countries							
14.a.1	Proportion of total research budget allocated to research in the field of marine technology	48%	48%				Ministry of Finance and Economic Affairs
14.b Provide access for small-scale artisanal fishers to marine resources and markets							
14.b.1	Progress by countries in the degree of application of a legal/regulatory/policy/institutional framework which recognizes and protects access rights for small-scale fisheries	95%	95%				Department of Fisheries
14.c Enhance the conservation and sustainable use of oceans and their resources by implementing international law as reflected in the United Nations Convention on the Law of the Sea, which provides the legal framework for the conservation and sustainable use of oceans and their resources, as recalled in paragraph 158 of “The future we want”							
14.c.1	Progress in ratifying, accepting, and implementing through legal, policy and institutional frameworks, ocean-related instruments that implement international law, as reflected in the United Nation Convention on the Law of the Sea, for the conservation and sustainable use of the oceans and their resources	100%	100%				Department of Fisheries
 GOAL 15 Protect, restore and promote sustainable use of terrestrial ecosystems, sustainably manage forests, combat desertification, and halt and reverse land degradation and halt biodiversity loss							
15.1 By 2020, ensure the conservation, restoration and sustainable use of terrestrial and inland freshwater ecosystems and their services, in particular forests, wetlands, mountains and drylands, in line with obligations under international agreements							
15.1.1	Forest area as a proportion of total land area	26	23.8	2020	50		Ministry of Natural Resources
15.1.2	Proportion of important sites for terrestrial and freshwater biodiversity that are covered by protected areas, by ecosystem type		22.9	2020	100		Ministry of Natural Resources

INDICATOR CODE	INDICATORS	2020 VALUE	PROGRESS VALUE	PROGRESS YEAR	2030 TARGET	RATING	SOURCE
15.2 By 2020, promote the implementation of sustainable management of all types of forests, halt deforestation, restore degraded forests and substantially increase afforestation and reforestation globally							
15.2.1	Progress towards sustainable forest management		70	2020	100		Ministry of Natural Resources
15.3 By 2030, combat desertification, restore degraded land and soil, including land affected by desertification, drought and floods, and strive to achieve a land degradation-neutral world							
15.3.1	Proportion of land that is degraded over total land area		75	2020	2		Ministry of Natural Resources
15.3 By 2030, combat desertification, restore degraded land and soil, including land affected by desertification, drought and floods, and strive to achieve a land degradation-neutral world							
15.4.1	Coverage by protected areas of important sites for mountain biodiversity	52.9	52.94	2021	100		Ministry of Natural Resources
15.5.1	Red List Index	0.81	0.82	2021	1		Ministry of Natural Resources
15.7 Take urgent action to end poaching and trafficking of protected species of flora and fauna and address both demand and supply of illegal wildlife products							
15.7.1	15.7.1 Proportion of traded wildlife that was poached or illicitly trafficked	50	40	2020	0		Ministry of Natural Resources
15.c Enhance global support for efforts to combat poaching and trafficking of protected species, including by increasing the capacity of local communities to pursue sustainable livelihood opportunities							
15.c.1	15.c.1 Proportion of traded wildlife that was poached or illicitly trafficked	50	40	2020	0		Ministry of Natural Resources
 GOAL 16 Promote peaceful and inclusive societies for sustainable development, provide access to justice for all and build effective, accountable and inclusive institutions at all levels							
16.1 Significantly reduce all forms of violence and related death rates everywhere							

INDICATOR CODE	INDICATORS	2020 VALUE	PROGRESS VALUE	PROGRESS YEAR	2030 TARGET	RATING	SOURCE
*16.1.1	Number of victims of intentional homicide per 100,000 population		1.78	2021	0		Ministry of Home Affairs
*16.1.2	Number of victims of intentional homicide		279	2021			Ministry of Home Affairs
16.1.2	Conflict-related deaths per 100,000 population, by sex, age and cause		72.4	2021	0		Ministry of Home Affairs
16.2 End abuse, exploitation, trafficking and all forms of violence against and torture of children							
16.2.3	16.2.3 Proportion of young women and men aged 18-29 years who experienced sexual violence by age 18		6.4	2021	0		National Statistics office
16.3 Promote the Rule of Law at National and International Levels and ensure equal access to justice for all							
16.3.2	Sentenced detainees as a proportion of overall prison population	14	22	2021	0		Prison Services
16.5 Substantially reduce corruption and bribery in all their forms							
16.5.2	16.5.2 Proportion of businesses that had at least one contact with a public official and that paid a bribe to a public official, or were asked for a bribe by those public officials during the previous 12 months		0.4	2021	0		Ministry of Home Affairs
16.9 By 2030, provide legal identity for all, including birth registration							
16.9.1	Proportion of children under 5 years of age whose births have been registered with a civil authority, by age		6.4	2021	100		Ministry of Health/ National Registration Bureau
16.10.2	Public access to information and protect fundamental freedom	Legislation and regulations not available	Available	2021	Available		Ministry of Information

INDICATOR CODE	INDICATORS	2020 VALUE	PROGRESS VALUE	PROGRESS YEAR	2030 TARGET	RATING	SOURCE
16.a. 1	Existence of independent national human rights institutions in compliance with the Paris Principles	Available	Available	2022	Available		
 GOAL 17 Strengthen the means of implementation and revitalize the Global Partnership for Sustainable Development							
17.1 Strengthen domestic resource mobilization, including through international support to developing countries, to improve domestic capacity for tax and other revenue collection							
17.1.1	17.1.1 Total government revenue as a proportion of GDP, by source	16.5	16.5		50		Ministry of Finance and Economic Affairs
17.1.2	17.1.2 Proportion of domestic budget funded by domestic taxes	0.48	0.51		100.00		Ministry of Finance and Economic Affairs
17.2 Developed countries to implement fully their official development assistance commitments, including the commitment by many developed countries to achieve the target of 0.7 per cent of gross national income for official development assistance (ODA/GNI) to developing countries and 0.15 to 0.20 per cent of ODA/GNI to least developed countries; ODA providers are encouraged to consider setting a target to provide at least 0.20 per cent of ODA/GNI to least developed countries							
17.2.1	17.2.1 Net official development assistance, total and to least developed countries, as a proportion of the Organization for Economic Cooperation and Development (OECD) Development Assistance Committee donors' gross national income (GNI)	11.23	11.23		20		Ministry of Finance and Economic Affairs
17.9 Enhance international support for implementing effective and targeted capacity-building in developing countries to support national plans to implement all the Sustainable Development Goals, including through North-South, South-South and triangular cooperation							
17.9.1	17.9.1 Dollar value of financial and technical assistance (including through North-South, South-South and triangular cooperation) committed to developing countries		116.33		-		Ministry of Finance, Economic Planning and Development

COLOUR CODING



Significant progress/likely to meet



Moderate Progress



Little or no progress



No data

NOTES

[illegible]

[illegible]

